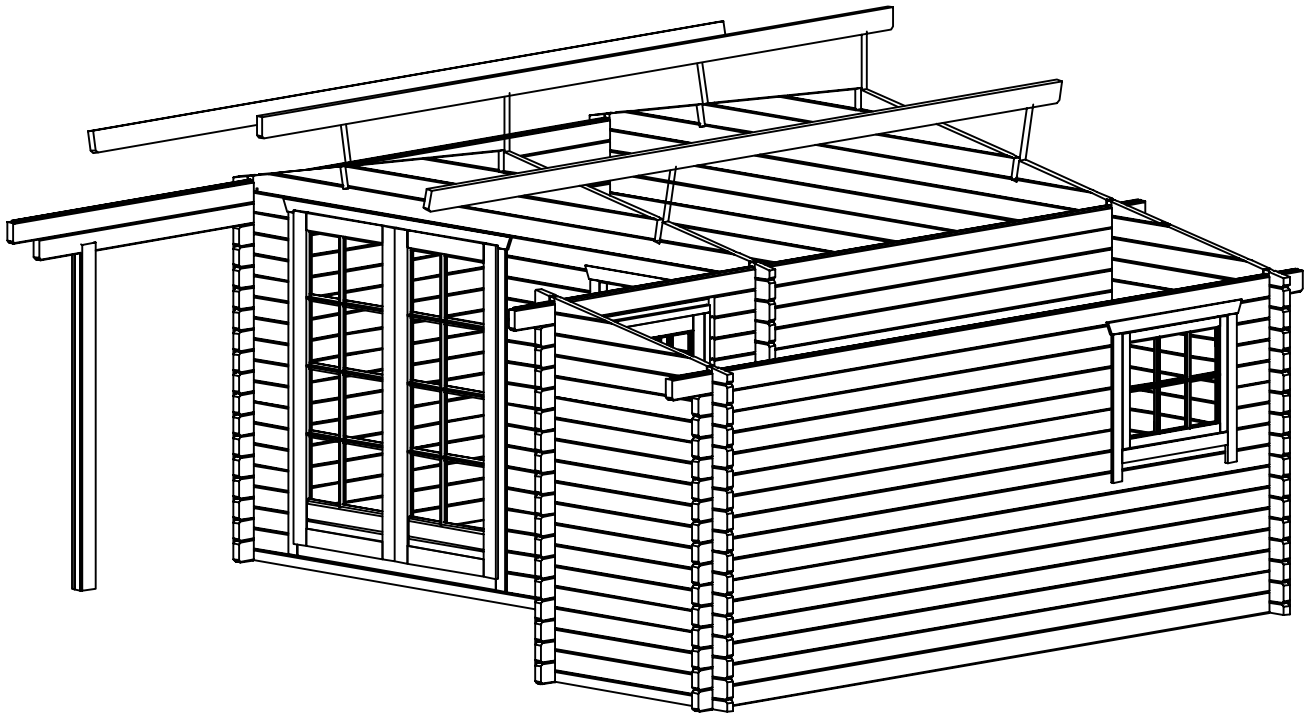


BUILDING CODE **WOLFGANG**

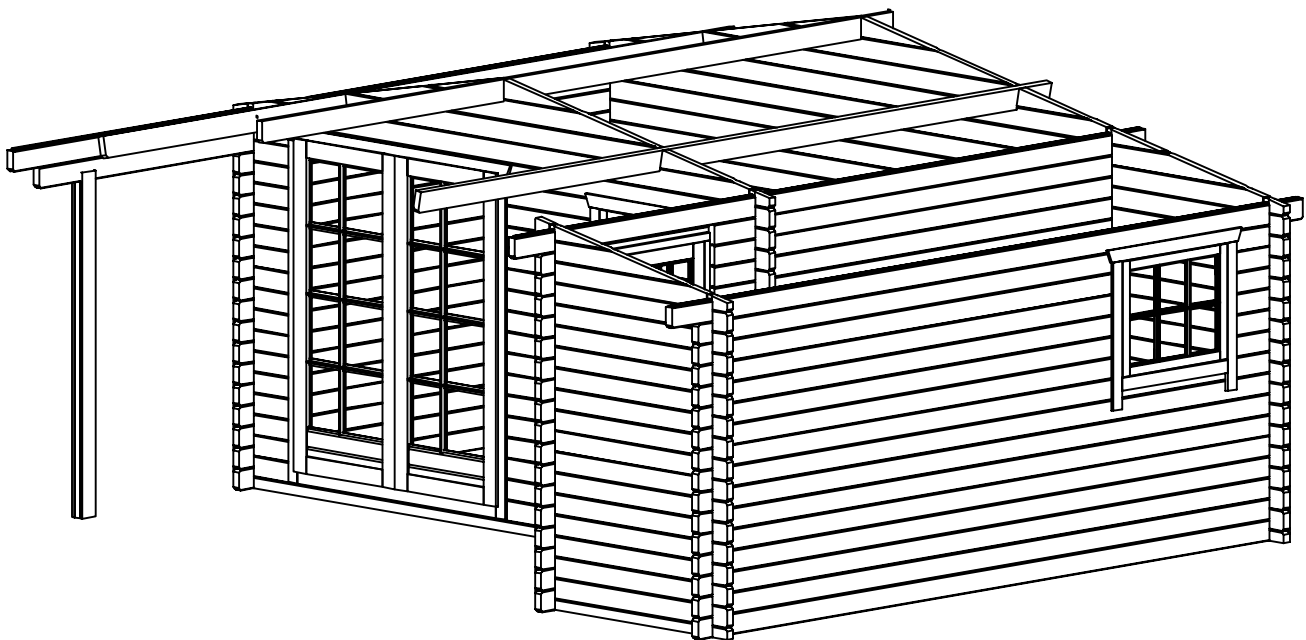
WALL LOG (mm): 45

SIZE (mm):5300x3000/4500

## CONSTRUCCION 3



## CONSTRUCCION 4



PACKAGE NR.:

MNFCT. ORDER NR.:

**CONTROL 1**

SIGNATURE

**CONTROL 2**

SIGNATURE

PAGE/PAGES:

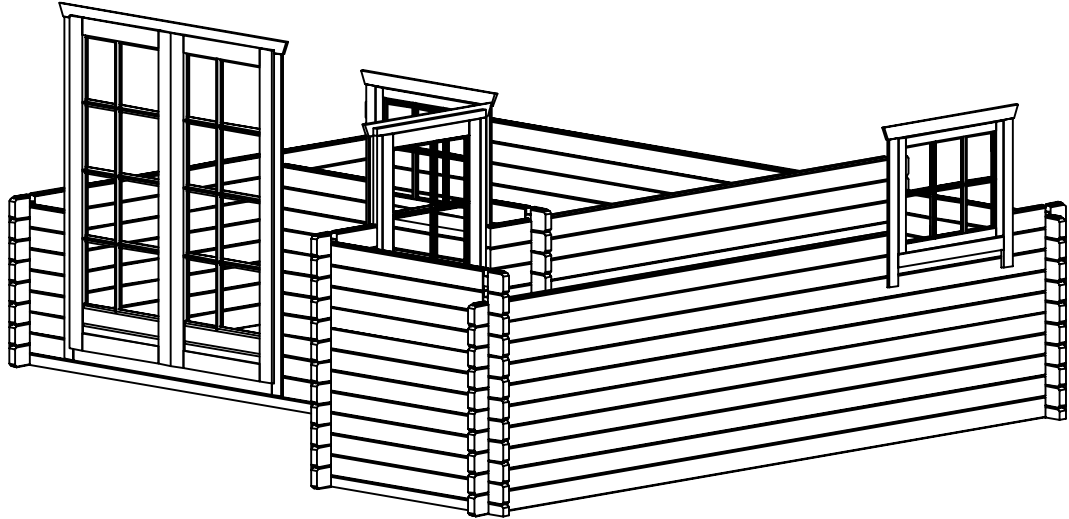
**6/6**

BUILDING CODE **WOLFGANG**

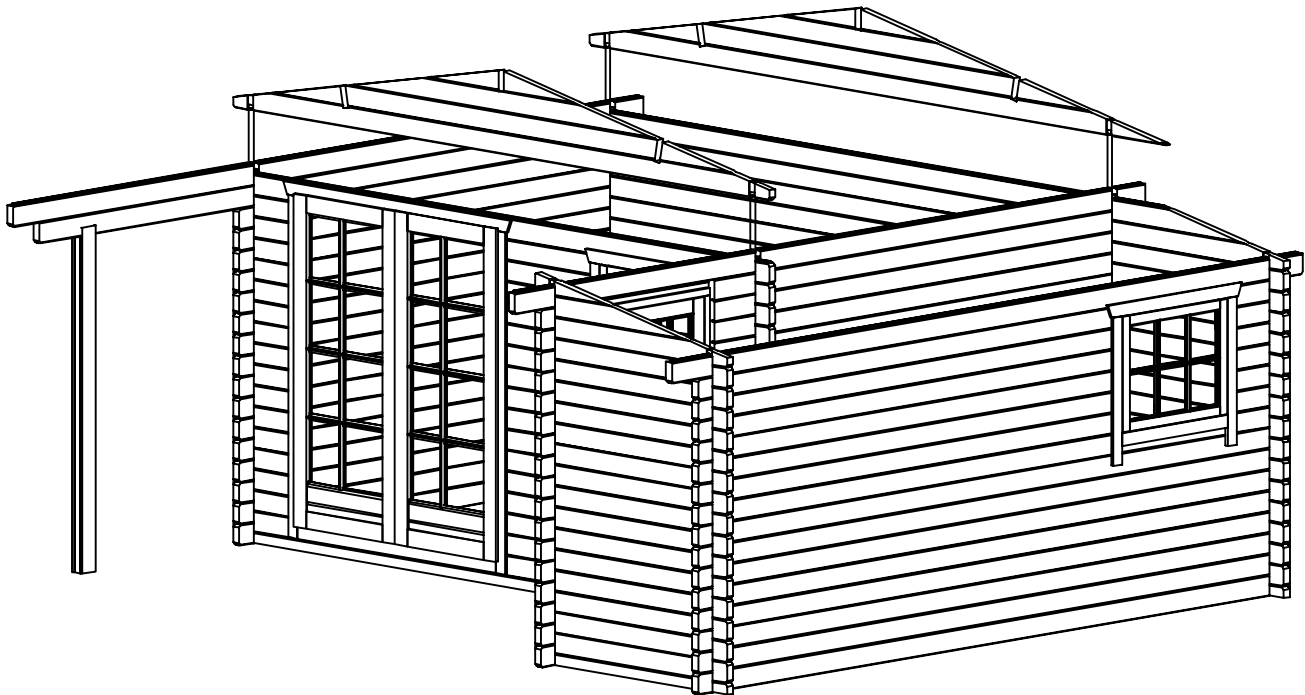
WALL LOG (mm): 45

SIZE (mm):5300x3000/4500

## CONSTRUCCION 1



## CONSTRUCCION 2



PACKAGE NR.:

MNFCT. ORDER NR.:

**CONTROL 1**

SIGNATURE

**CONTROL 2**

SIGNATURE

PAGE/PAGES:

**5/6**

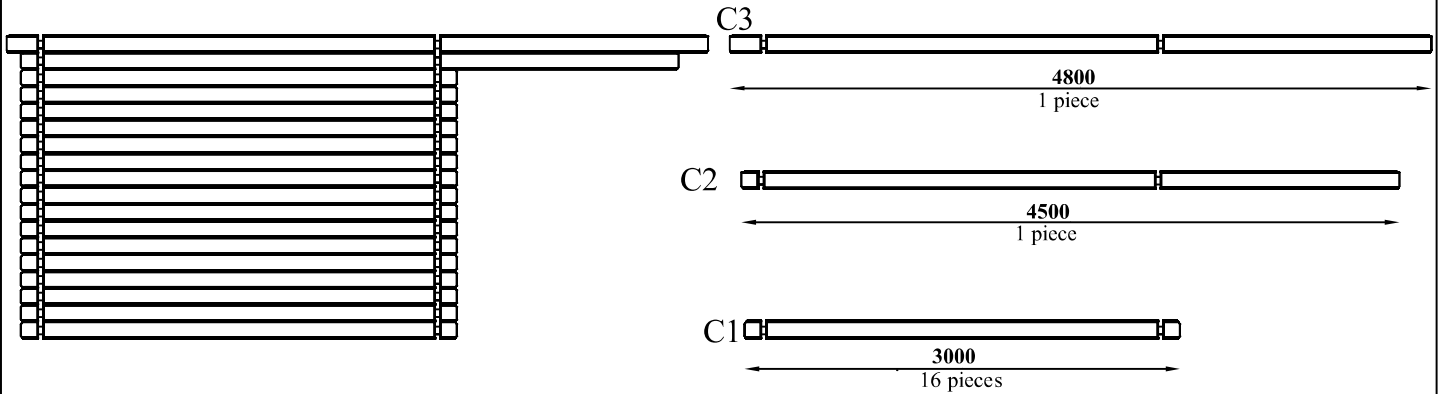
BUILDING CODE **WOLFGANG**

WALL LOG (mm): 45

SIZE (mm): 5300x3000/4500

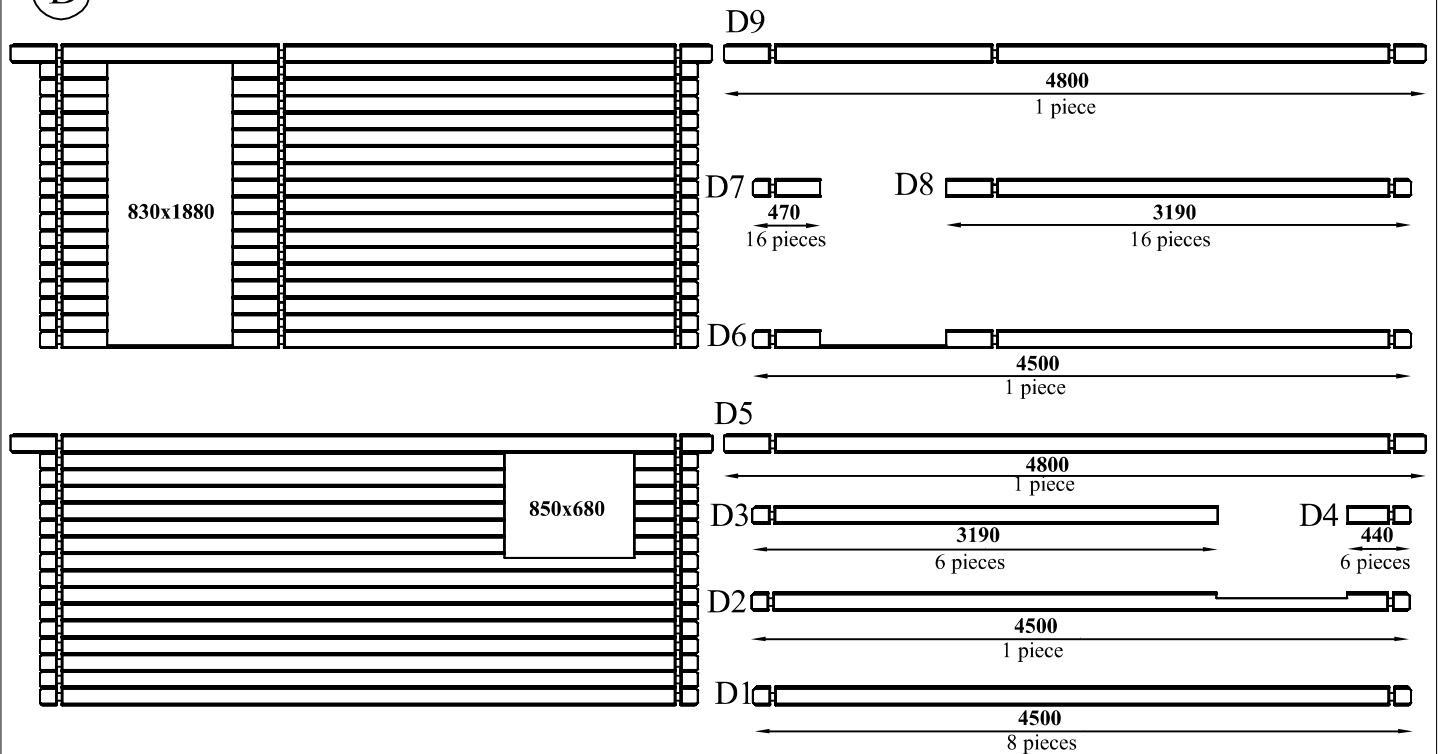
# LEFT VIEW

(C)



# RIGHT VIEW

(D)



PACKAGE NR.:

MNFCT. ORDER NR.:

CONTROL 1

CONTROL 2

SIGNATURE

SIGNATURE

PAGE/PAGES: **4/6**


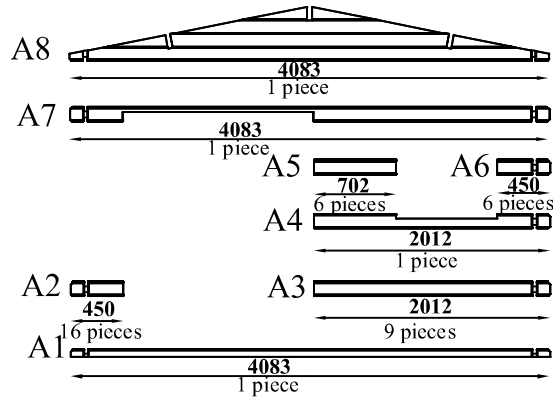
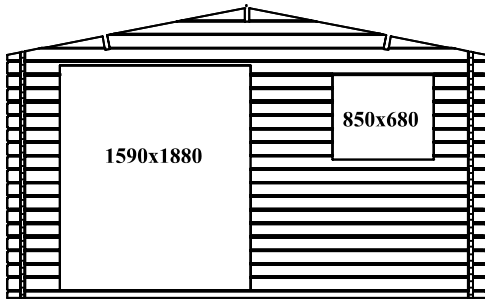
BUILDING CODE **WOLFGANG**

WALL LOG (mm): 45

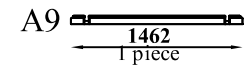
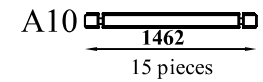

SIZE (mm):5300x3000/4500

## FRONT VIEW

(A)

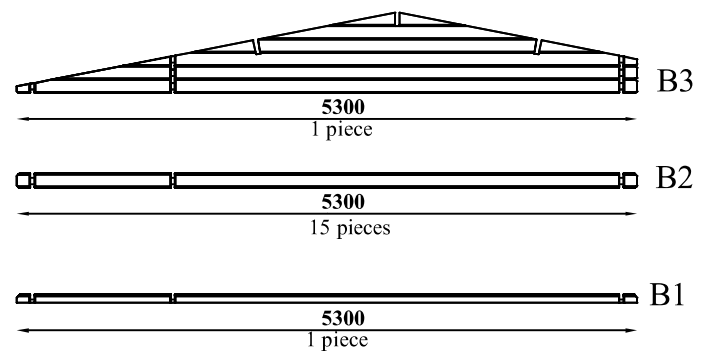
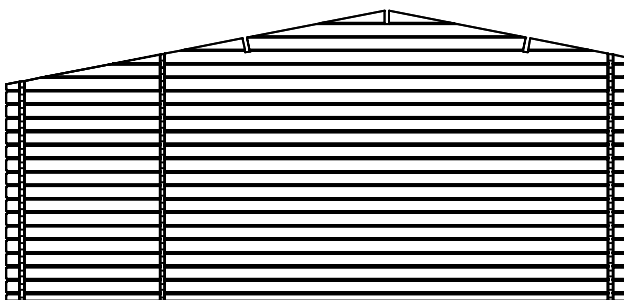


A12  
1890  
1 piece



## BACK VIEW

(B)



PACKAGE NR.:

MNFCT. ORDER NR.:

CONTROL 1

CONTROL 2

SIGNATURE

SIGNATURE


PAGE/PAGES: **3/6**

BUILDING CODE **WOLFGANG**

WALL LOG (mm): 45

SIZE (mm): 5300x3000/4500

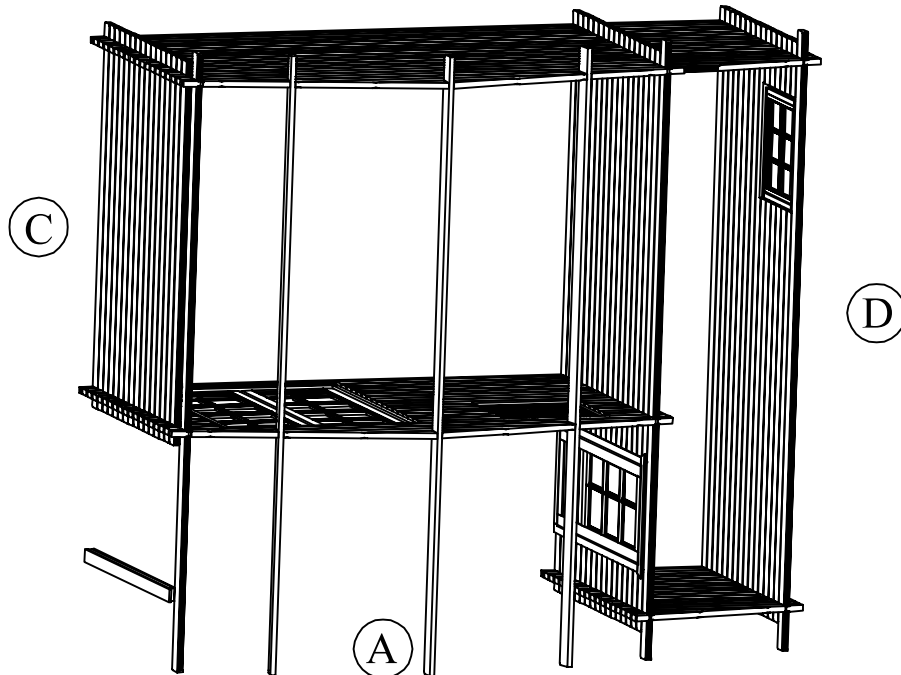
## ISOMETRIC VIEW



## TOP VIEW

(B)

A-FRONT  
B-BACK  
C-LEFT  
D-RIGHT



PACKAGE NR.:

MNFCT. ORDER NR.:

CONTROL 1

CONTROL 2

PAGE/PAGES: **2/6**

SIGNATURE

SIGNATURE

BUILDING CODE **WOLFGANG**

WALL LOG (mm): 45

SIZE (mm):5300x3000/4500

**COMPONENT SPECIFICATION**

NUMBER	COMPONENT FUNCTION	COMPONENT CODE	VIEW	SIDE VIEW	DIMENSIONS (mm)			QUANTITY (psc.)	
					LENGHT	WIDTH	THICKNESS		
1	Wall board	A2,A6			450	115	45	22	
2	Wall board	A3			2012	115	45	9	
3	Wall board	A4			2012	115	45	1	
4	Wall board	A5			702	115	45	6	
5	Wall board	A7			4083	115	45	1	
6	Wall board	A10			1462	115	45	15	
7	Wall board	A11			1462		45	1	
8	Wall board	B2			5300	115	45	15	
9	Wall board	C1			3000	115	45	16	
10	Wall board	C2			4500	115	45	1	
11	Wall board	C3			4800	115	45	1	
12	Wall board	D1			4500	115	45	8	
13	Wall board	D2			4500	115	45	1	
14	Wall board	D3			3190	115	45	6	
15	Wall board	D4			440	115	45	6	
16	Wall board	D5			4800	115	45	1	
17	Wall board	D6			4500	115	45	1	
18	Wall board	D7			470	115	45	16	
19	Wall board	D8			3190	115	45	16	
20	Wall board	D9			4800	115	45	1	
21	Wall board	A1				4083	60	45	1
22	Wall board	A8				1462	60	45	1
23	Wall board	B1				5300	60	45	1
24	Apex	A8			4083		45	1	
25	Apex	B3			5300		45	1	
26	Door	D-2			1880	1590		1	
27	Door	D-6			1880	830		1	
28	Window				680	850		2	
29	Roof board				3510/2190	110	19	45/45	
30	Fascia board				3550/2230	120	16	2/2	
31	Roof cover fixture				2400	50/38	16	4	
32	Roof cover fixture				2150	50/38	16	6	
33	Roof cover fixture				3550/2230	50/38	16	4/4	
34	Beam				4800	120	40	3	
35	Column A12				1890	100	77	1	
36	Diamond							2	
37									

PACKAGE NR.:

MNFCT. ORDER NR.:

**CONTROL 1**

**CONTROL 2**

PAGE/PAGES:

**1/6**

SIGNATURE

SIGNATURE

