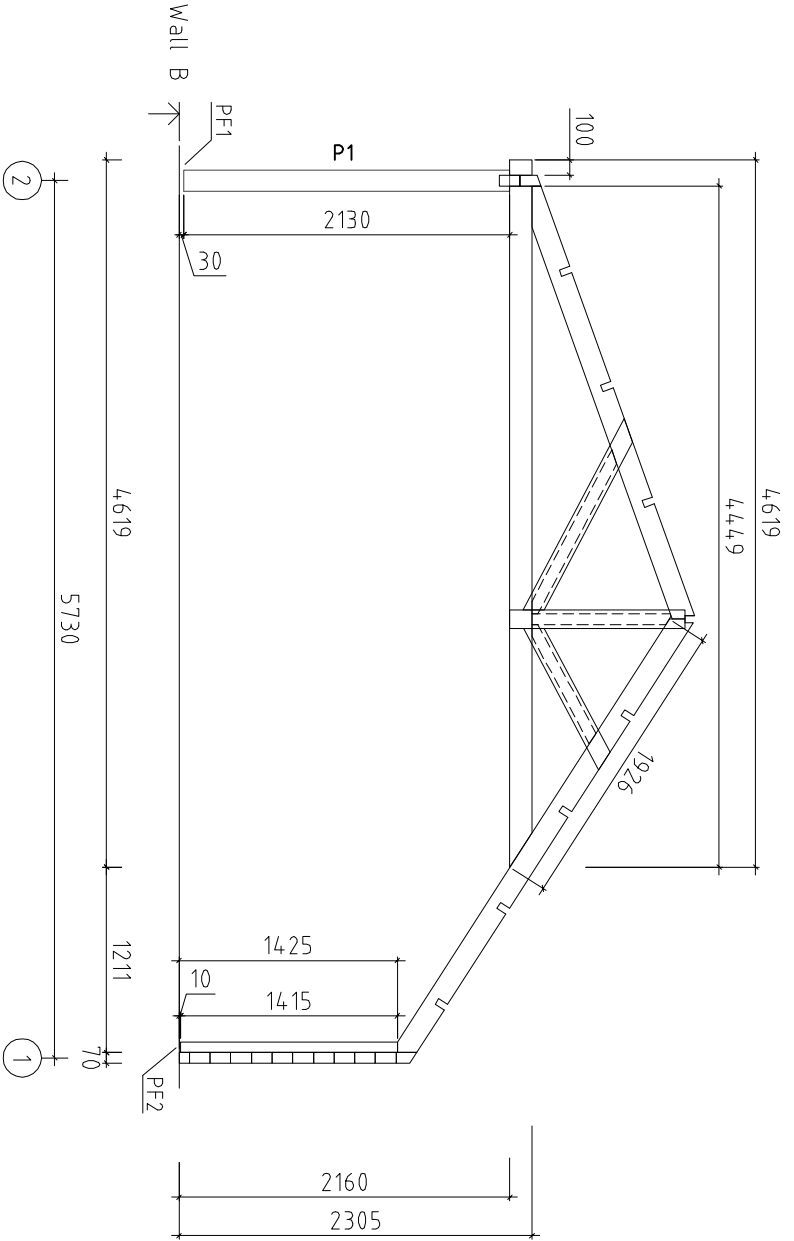
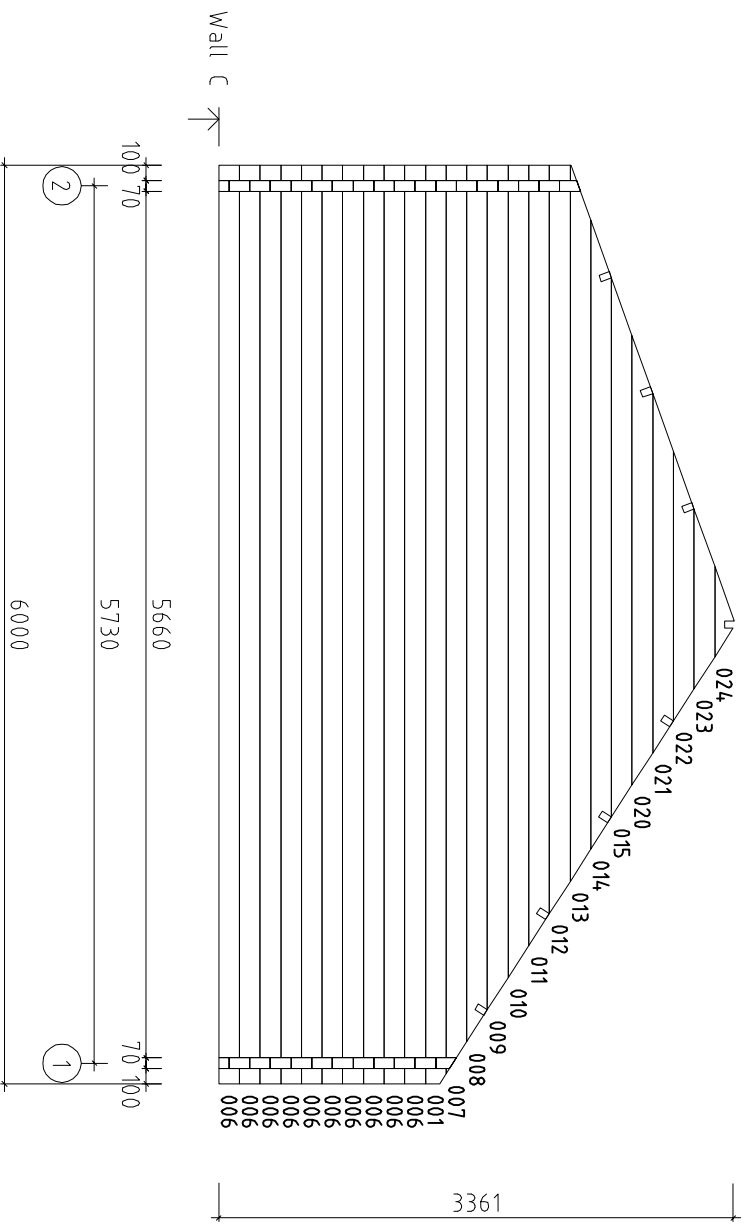


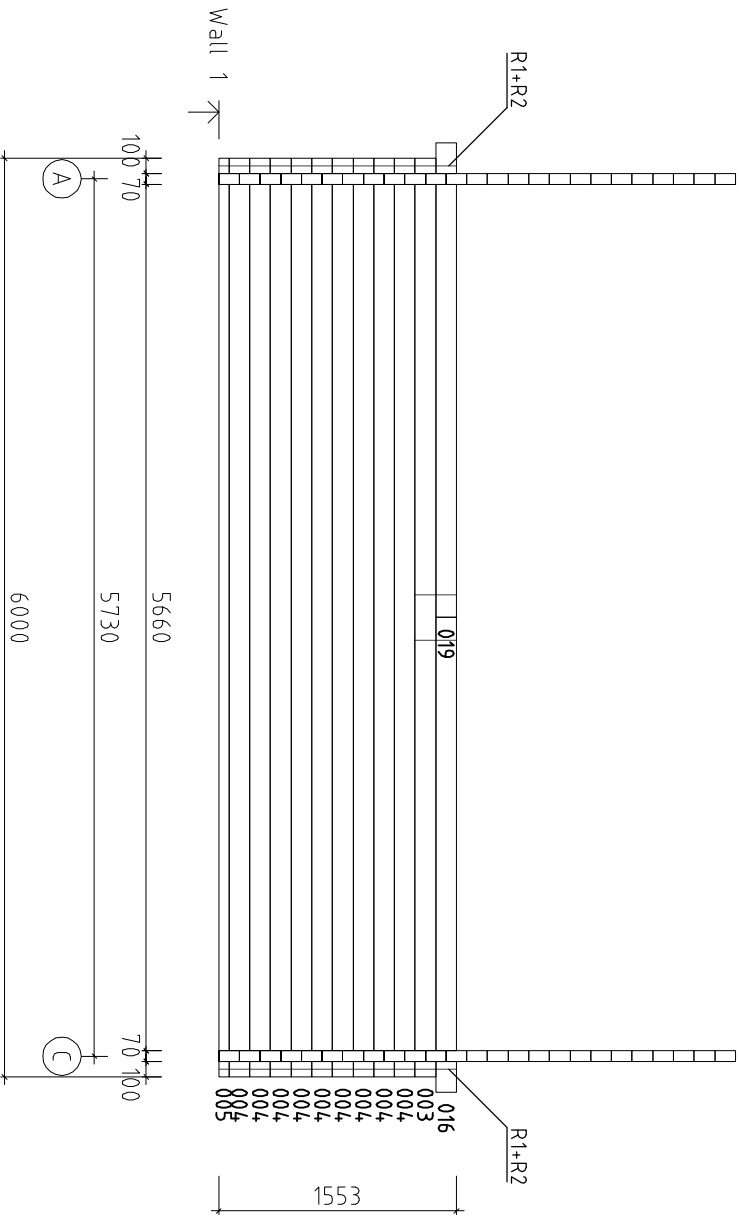
Code	Nysse	Sheet	2
Drawing	Wall A	Scale	1:50
Material	7.0x13.5	Date	16.11.2016
Designed by	Tuindeco	File	Nysse.dwg



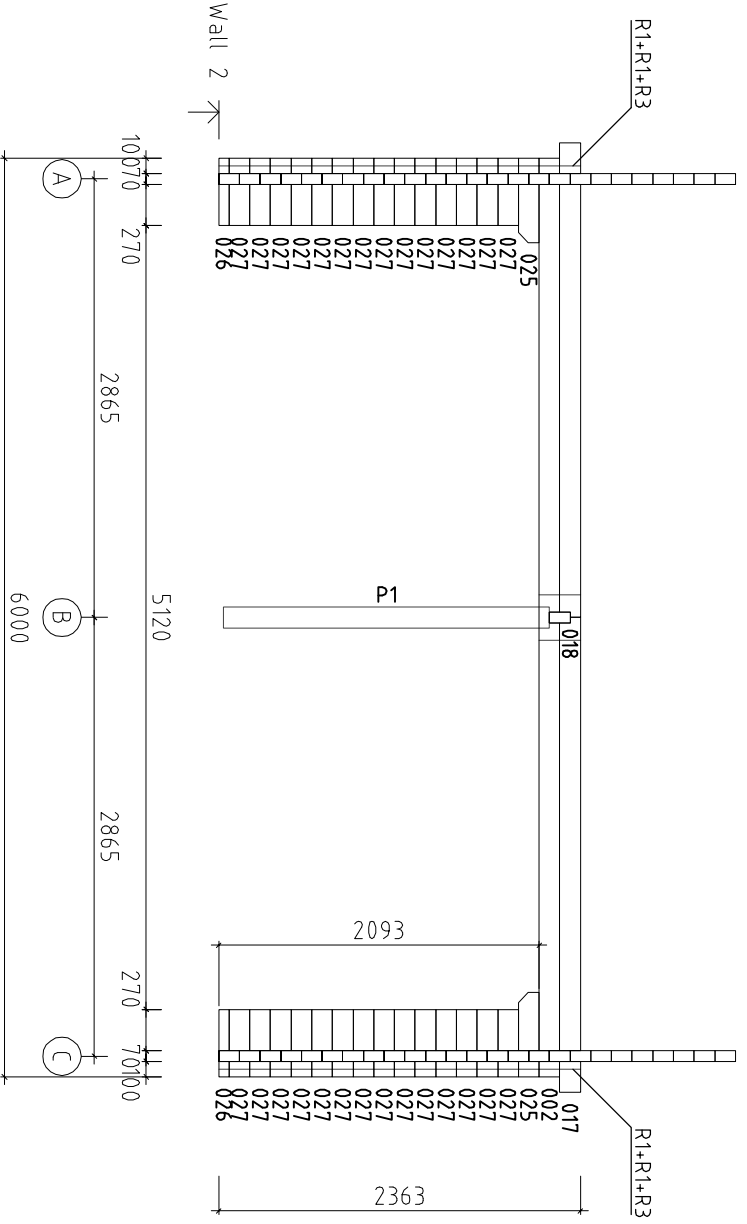
Code	Nysse	Sheet	3
Drawing	Wall B	Scale	1:50
Material	7.0x13.5	Date	16.11.2016
Designed by	Tuindeco	File	Nysse.dwg



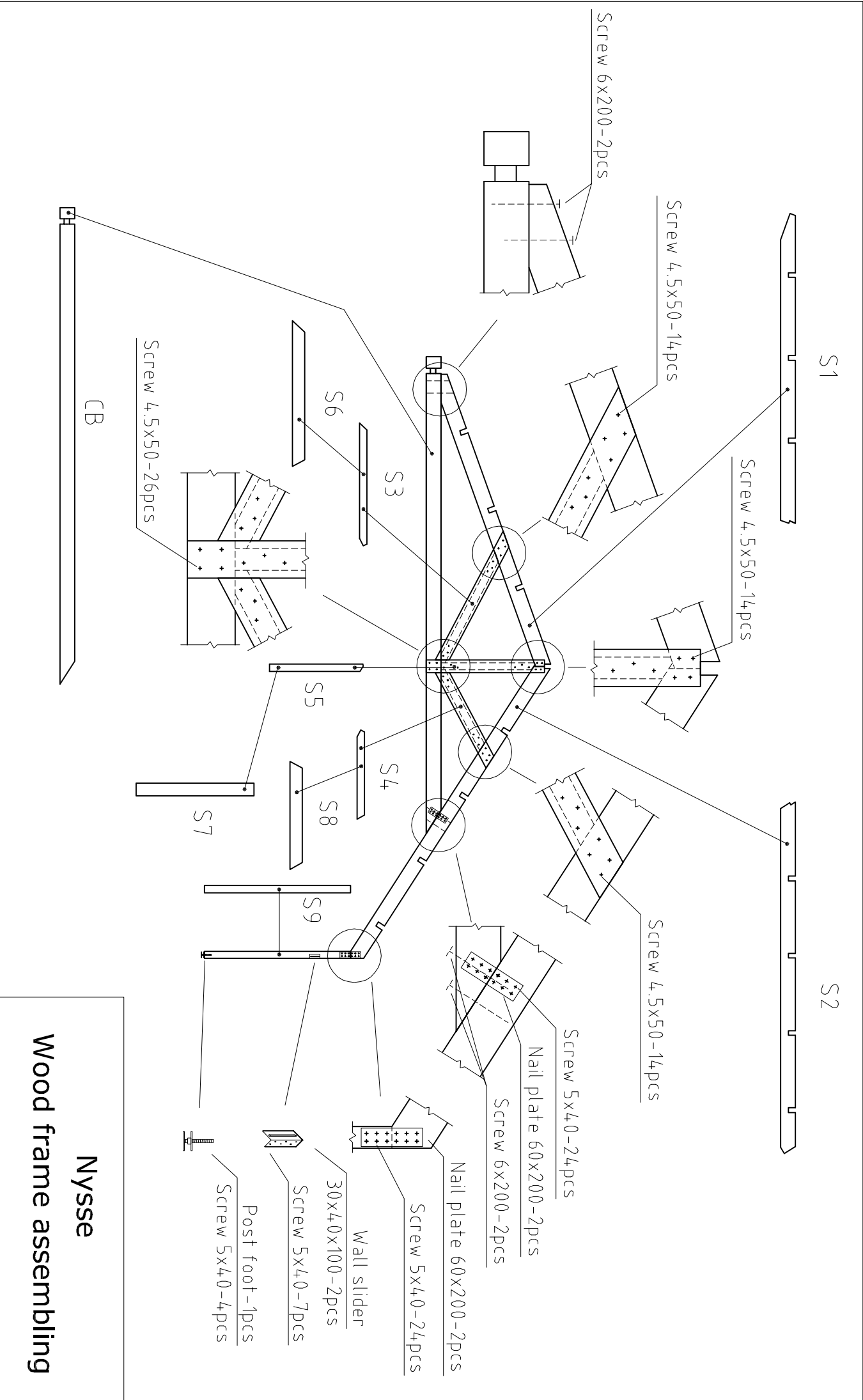
Code	Nysse	Sheet	4
Drawing	Wall C	Scale	1:50
Material	7.0x13.5	Date	16.11.2016
Designed by	Tuindeco	File	Nysse.dwg

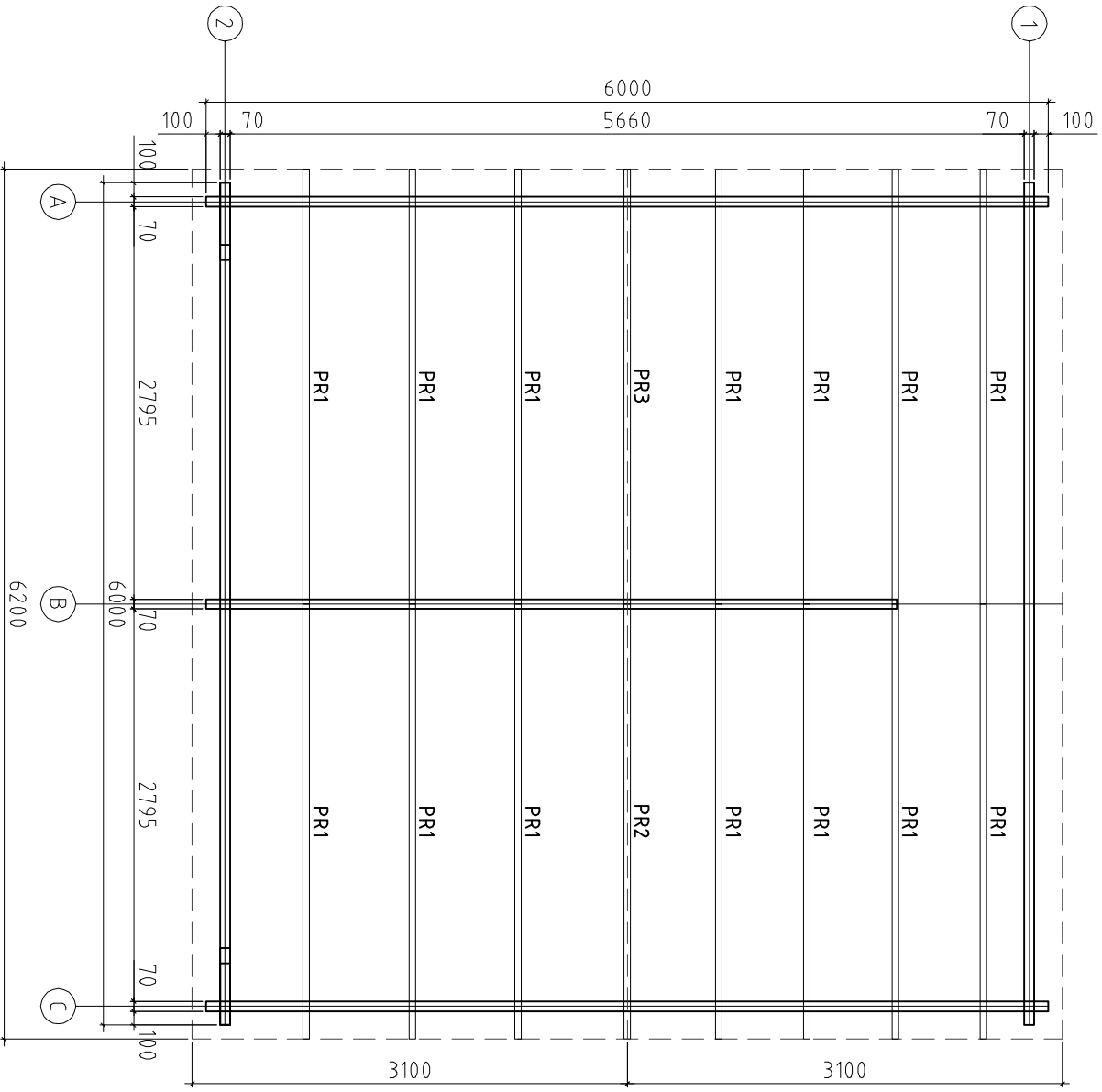


Code	Nysse	Sheet	5
Drawing	Wall 1	Scale	1:50
Material	7.0x13.5	Date	16.11.2016
Designed by	Tuindecò	File	Nysse.dwg


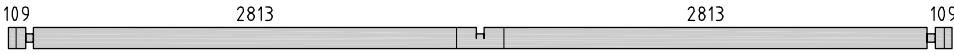

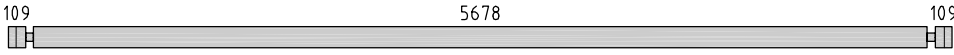
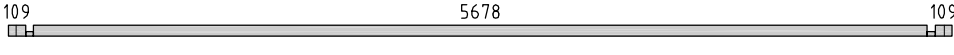


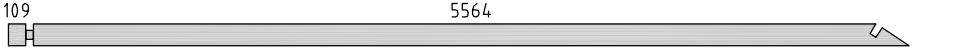







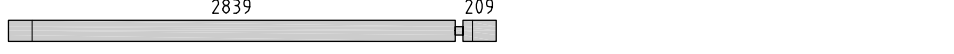
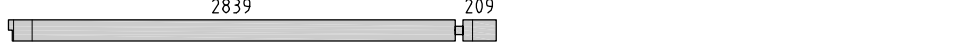
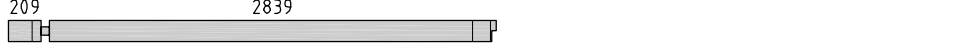












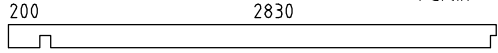
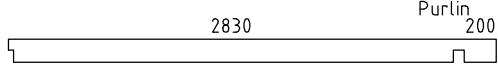
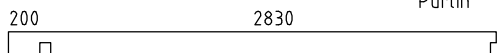
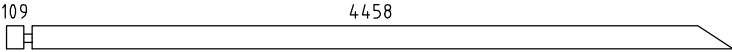
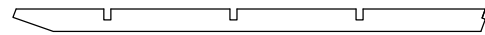







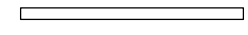





Code	Nysse	Sheet	6
Drawing	Wall 2	Scale	1:50
Material	7.0x13.5	Date	16.11.2016
Designed by	Tuindeco	File	Nysse.dwg





Code	Nysse	Sheet	1
Drawing	Plan	Scale	1:50
Material	70x135	Date	16.11.2016
Designed by	Tuindeco	File	Nysse.dwg

Pos	Drawing Nysse	Amount	Section (mm)	Length (mm)
001		2	70x135	6000
002		1	70x135	6000
003		1	70x135	6000
004		9	70x135	6000
005		1	70x68	6000
006		20	70x135	6000
007		2	70x135	5935
008		2	70x135	5725
009		2	70x135	5516
010		2	70x135	5306
011		2	70x135	5096
012		2	70x135	4887
013		2	70x135	4677
014		2	70x135	4109
015		2	70x135	3522
016		1	70x135	3100
017		1	70x135	3100
018		1	70x135	3100
019		1	70x135	3100
020		2	70x135	2935
021		2	70x135	2348
022		2	70x135	1761
023		2	70x135	1174
024		2	70x127	587
025		2	70x135	550

Pos	Drawing Nysse	Amount	Section (mm)	Length (mm)
026		2	70x68	440
027		28	70x135	440
P1	Post 	1	140x140	2130
PR1	Purlin 	14	45x145	3100
PR2	Purlin 	1	45x145	3100
PR3	Purlin 	1	45x145	3100
CB		1	70x145	4619
S1		1	70x145	3028
S2		1	70x145	3435
S3		1	70x70	1193
S4		1	70x70	869
S5		1	70x70	919
S6		2	18x120	1239
S7		2	18x120	1145
S8		2	18x120	917
S9		1	70x70	1415
	Roof board 	71	88x18	3690
	Roof board 	71	88x18	3300
	Eaves board	4	18x90	3100
	Eaves board support	6	18x40	2067
	Gable board 	2	18x145	3340
	Gable board 	2	18x145	3730
	Gable top	2	18x40	3340
	Gable top	2	18x40	3730
PF1	Post foot M20 	1		
Code	Nysse	Material	File	Nysse.dwg
			Sheet	2/3

