

Date rev. Description

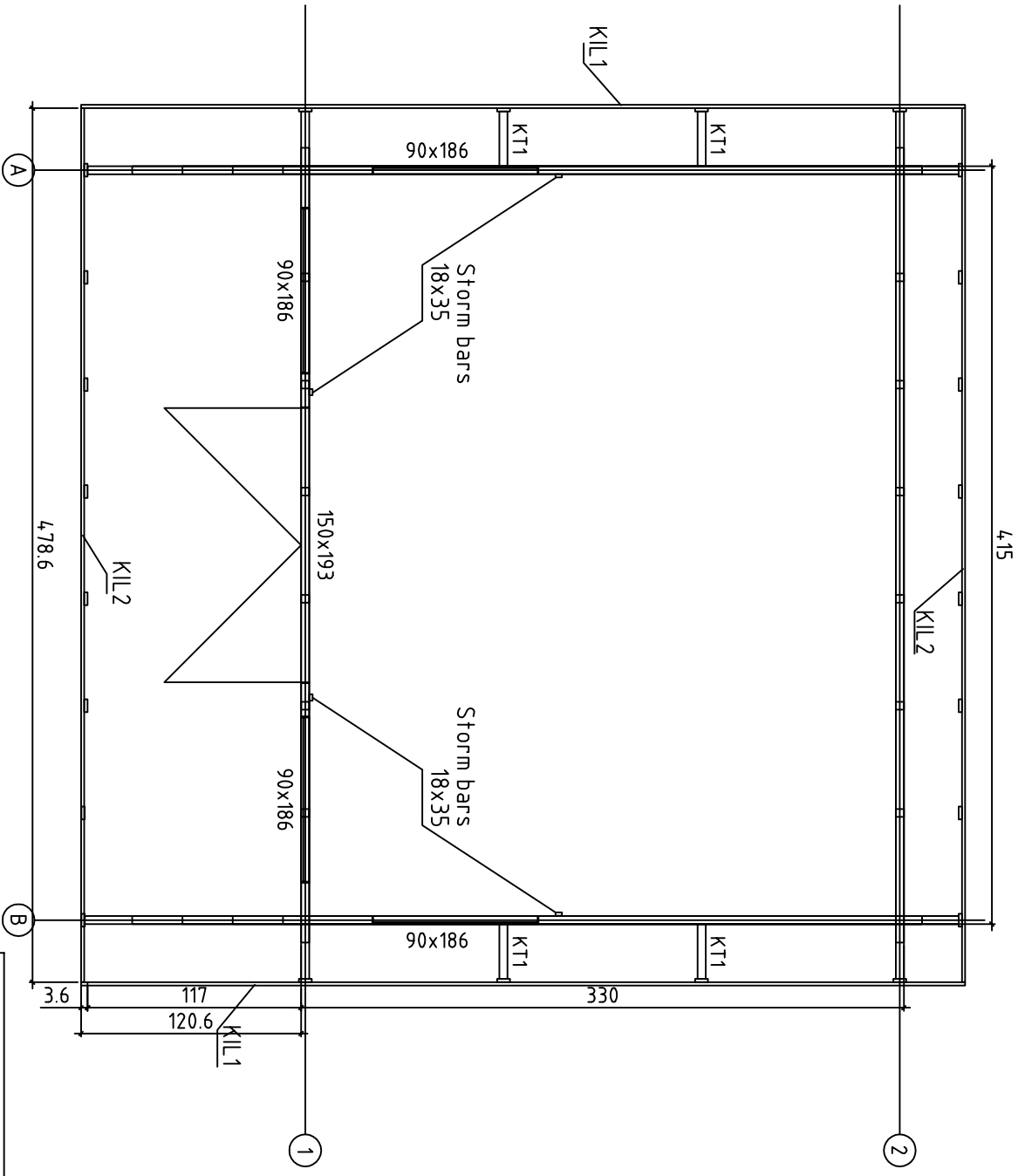
V 1.0

House	LOPY-44	Sheet	1
-------	---------	-------	---

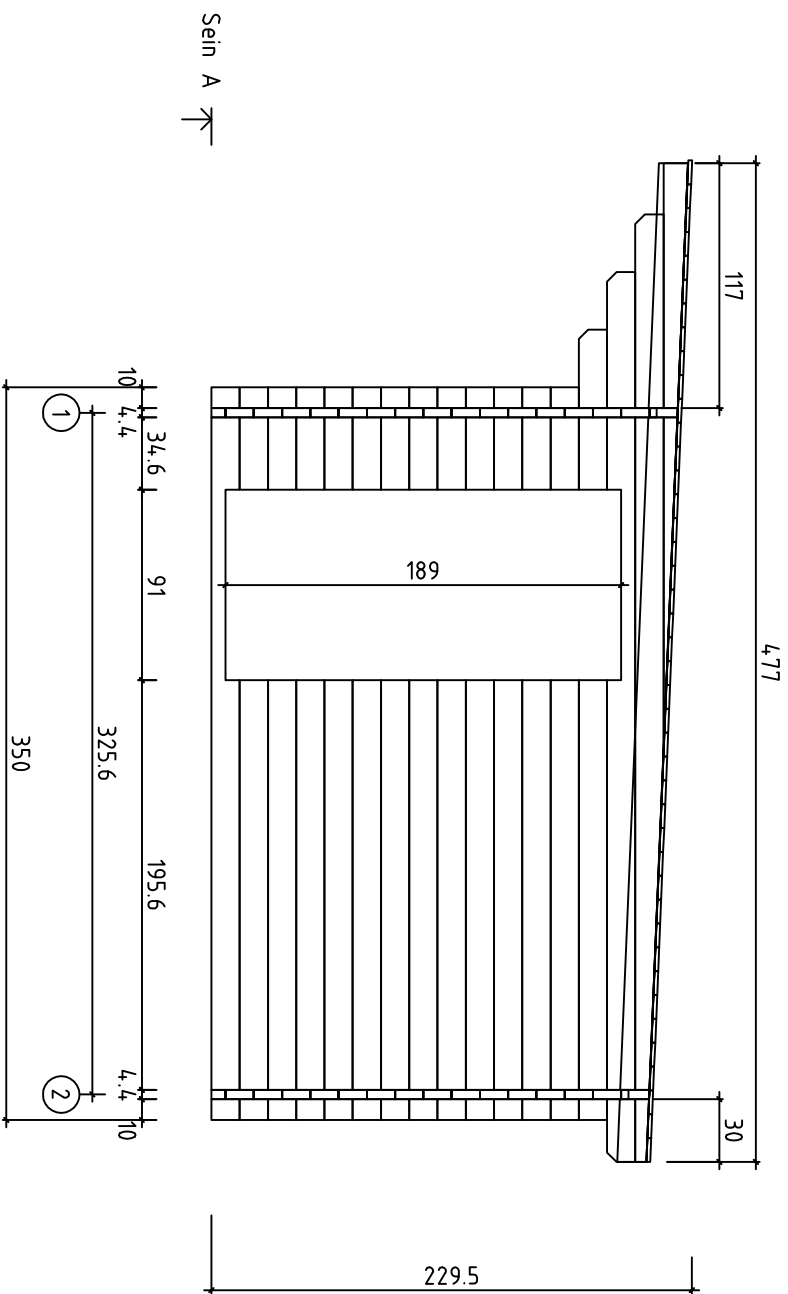
Drawing	3D	Scale	
---------	----	-------	--

Material	44x135	Date	17.10.2018
----------	--------	------	------------

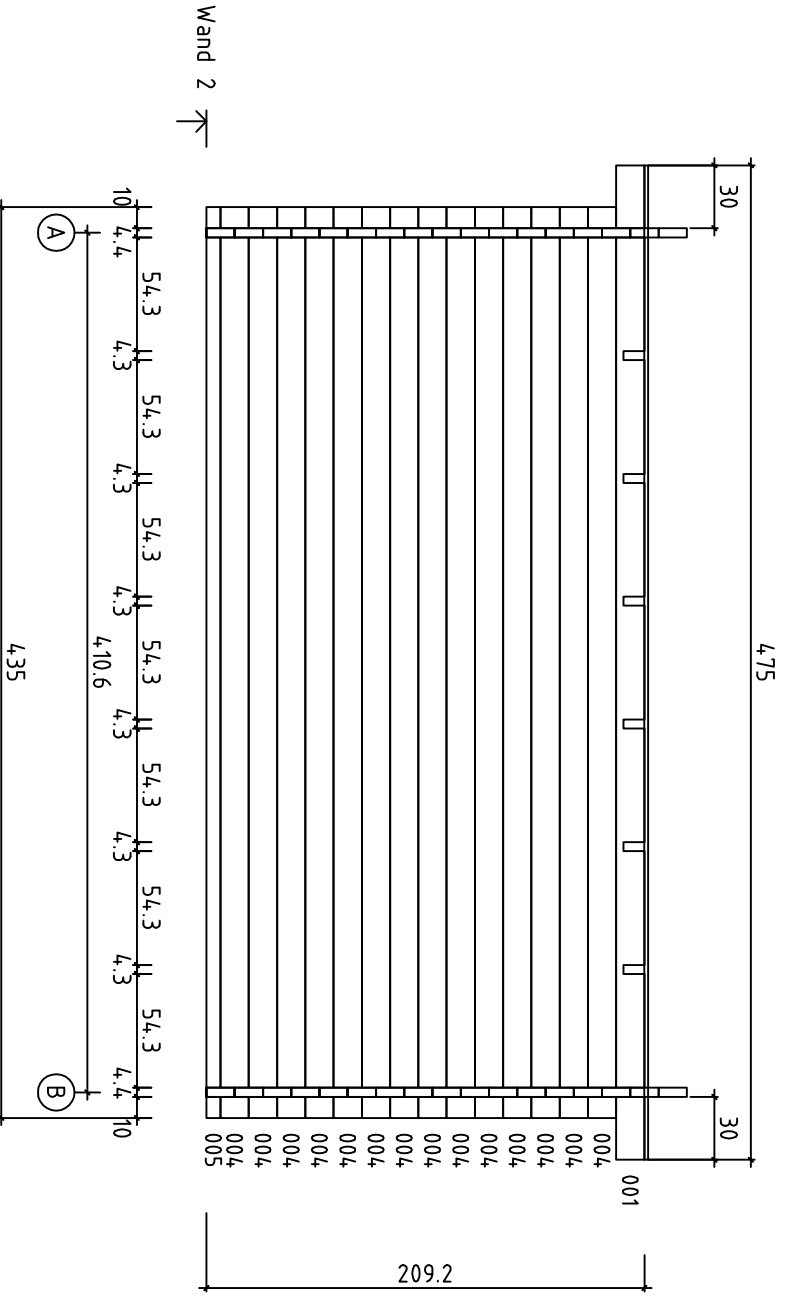
Drawer	K.K.	File	LOPY-44_3D.dwg
--------	------	------	----------------



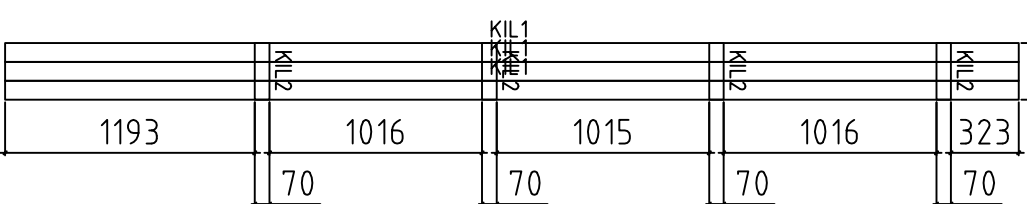
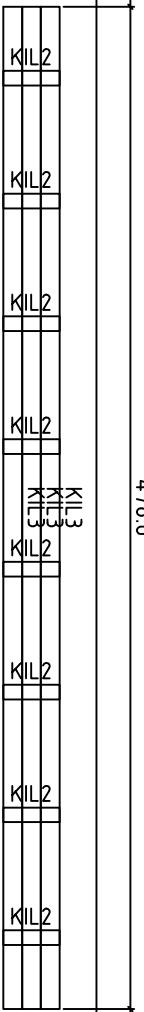
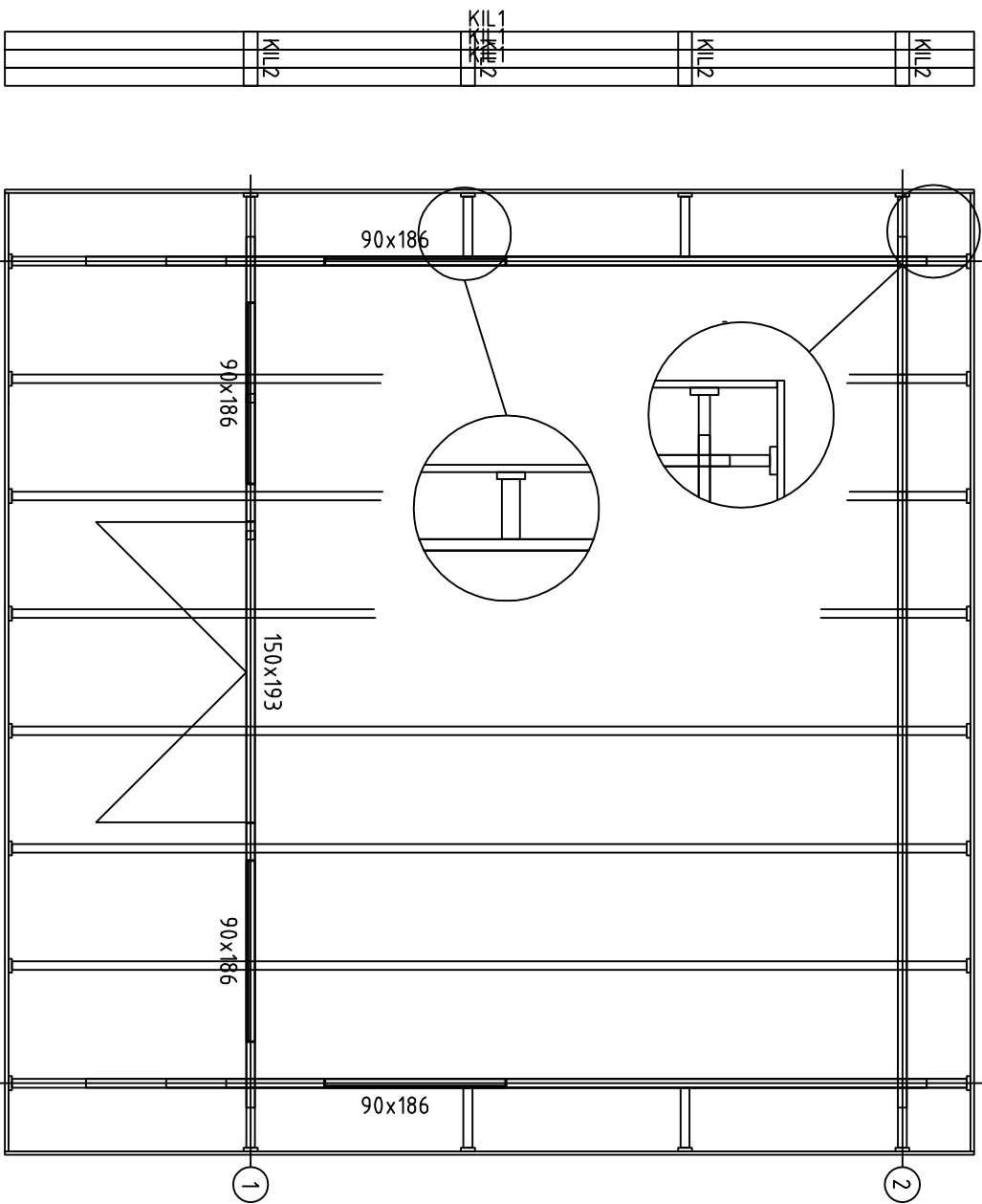
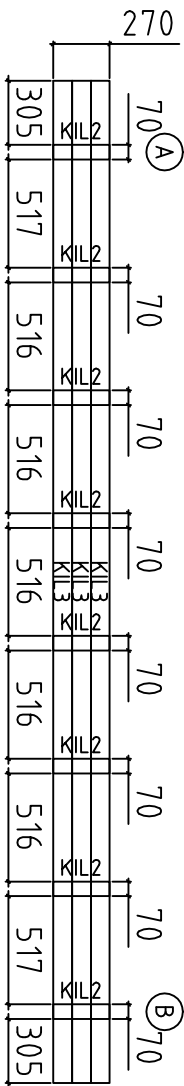
House	Lory-44	Sheet	2
Drawing	Plan	Scale	1:35
Material	4.4x135	Date	17.10.2018
Drawer	K.K.	File	Lory-44.dwg



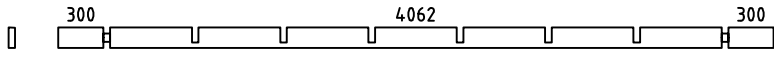
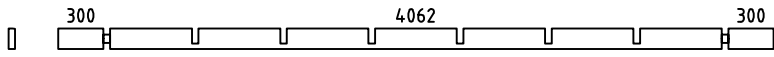

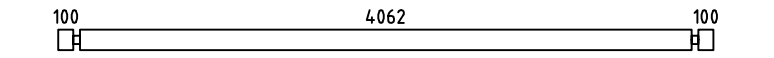
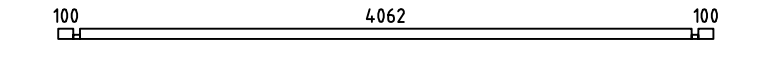
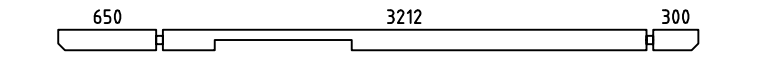

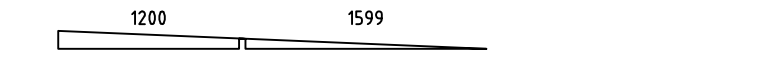
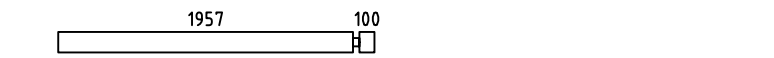





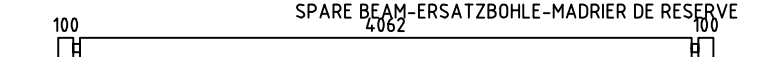

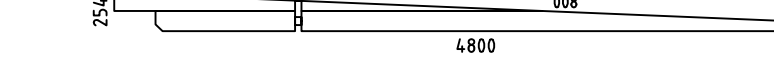
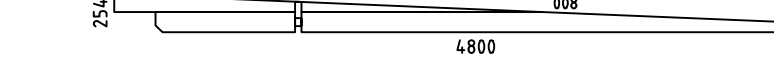
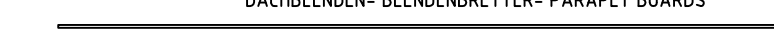
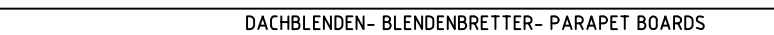


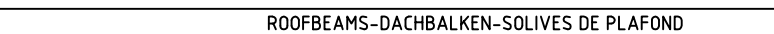


House	LOry-44	Sheet	3
Drawing	SEIN A	Scale	1:35
Material	4,4x13,5	Date	17.10.2018
Drawer	K.K.	File	LOry-44.dwg



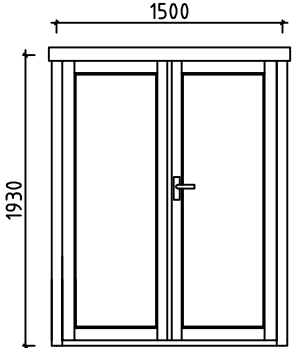
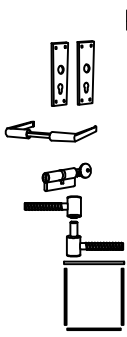

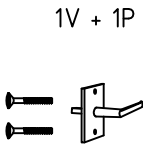



House	LOry-44	Sheet	6
Drawing	WAND 2	Scale	1:35
Material	4.4x13.5	Date	17.10.2018
Drawer	K.K.	File	LOry-44.dwg



House	Lory-44	Sheet	7
Drawing		Scale	1:35
Material	43x140	Date	17.10.2018
Drawer	K.K.	File	Lory-44.dwg

Pos	Lory-44	Pcs.	Profil (mm)	L (mm)		
001		1	44x135	4750		
002		1	44x135	4750		
003		2	44x135	4525		
004		15	44x135	4350		
005		1	44x68	4350		
006		2	44x135	4250		
007		2	44x135	3500		
008		2	44x119	2813		
009		26	44x135	2100		
010		2	44x68	1420		
011		2	44x135	765		
012		24	44x135	490		
013		28	44x135	327		
014		28	44x135	183		
SB	SPARE BEAM-ERSATZBOHLE-MADRIER DE RESERVE 	1	44x135	4350		
SH	HIT BLOCK-SCHLAGHÖLZER-MADRIERS D'ASSEMBLAGE 	2	44x135	300		
WA-1		1	44x254	4800		
WB-1		1	44x254	4800		
KIL1	DACHBLENDEN- BLENDENBRETTNER- PARAPET BOARDS 	6	90x18	4842		
KIL3	DACHBLENDEN- BLENDENBRETTNER- PARAPET BOARDS 	6	90x18	4786		
KIL2	DACHBLENDEN- BLENDENBRETTNER- PARAPET BOARDS SCREW-SCHRAUBEN-VIS 	24 135	70x18 3,5x35	270		
KT1	DACHBLENDEN-BLENDENSTÜTZEN-PARAPET 	4	45x70	300		
RB1	ROOFBEAMS-DACHBALKEN-SOLIVES DE PLAFOND 	6	43x140	4780		
	ROOFBOARD-DACHBRETTNER-KATTOLAUTA  88mm or-tai-eller 114mm	58+1 43+1	18x88 18x114	4750		
SS1	STORM SLAT-STURMLEISTE-STORMLIJST 	4	18x35	2090		
Kood	Lory-44	Materjal	File	Lory-44a.dwg	Leht	8

Pos	Lory-44			Pcs.	Profil (mm)	L (mm)
	SCREW-SCHRAUBEN-VIS	SS1		12	ø6	50
	WASHER-SCHEIBE-PESURIT	SS1		12	ø6	
	Door-Tür-Porte 1500x1930 1 pcs-st-unt (right-rechts-rechts)					
		AST_ISO_PL_KAR		1	1500	1930
				2		
				1		
				1		
				6		
				1		
	WINDOW-FENSTER-Fenêtre 900x1860 2 pcs-st-unt (1 right-rechts-Droit) (1 left-links-Gauche)					
		AST_ISO_KAR		2	900	1860
				2		
	WINDOW-FENSTER-Fenêtre 900x1860 2 pcs-st-unt					
		AST_ISO_KAR		2	900	1860
Kood	Lory-44		Materjal	File	Lory-44a.dwg	
				Leht	9	

