

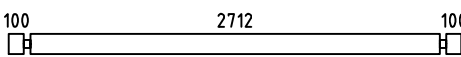
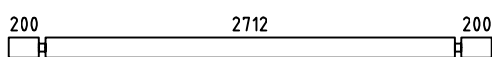
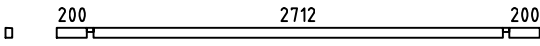



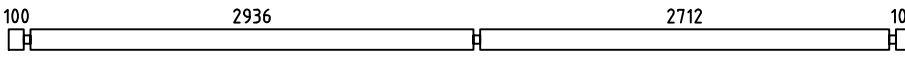
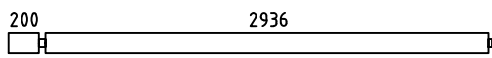


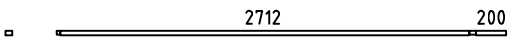
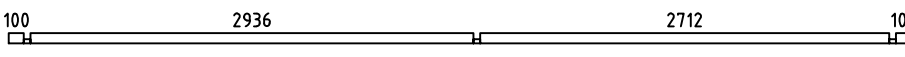
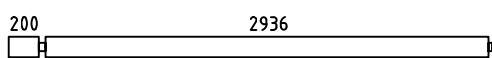
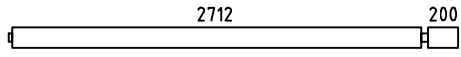
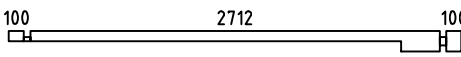
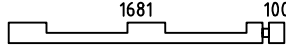
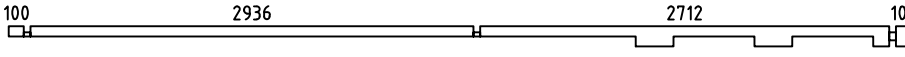
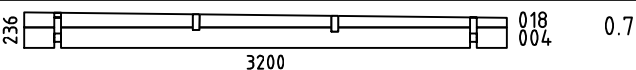
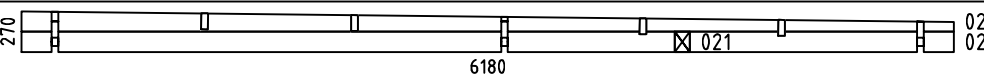
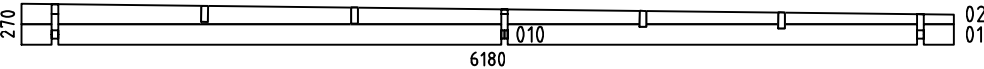

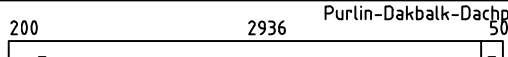
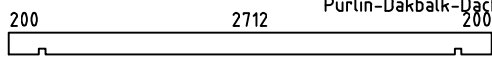
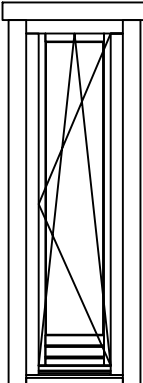
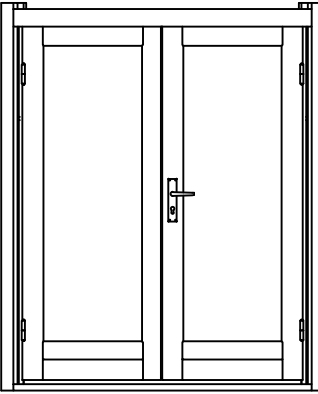









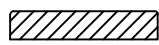




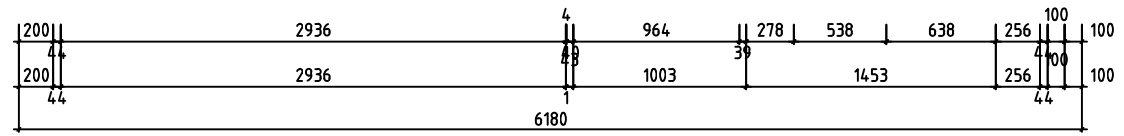
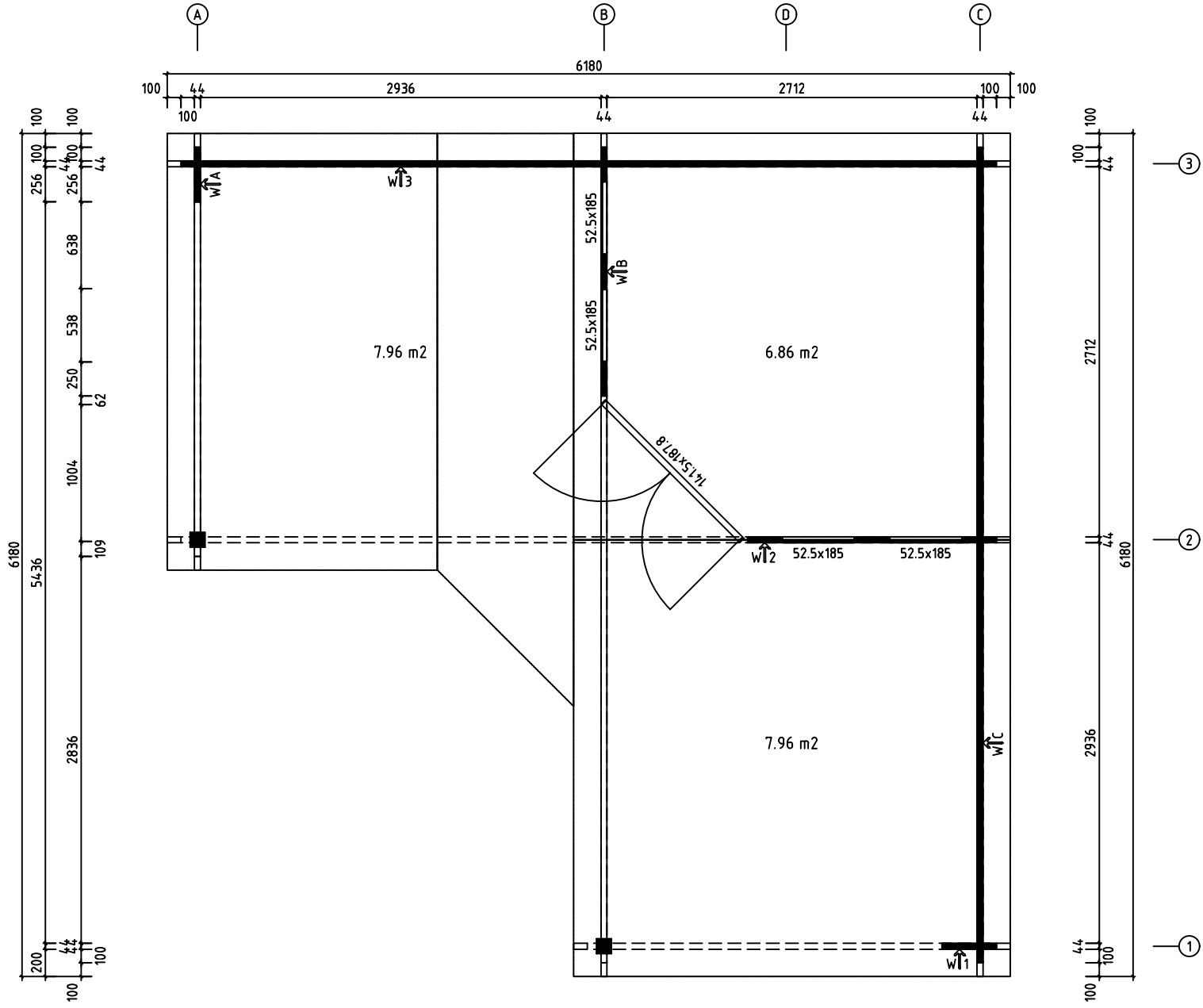
Funen44ISO

Pos	Specification-Spezifikation-Specificatie	St.	Profile (mm)	Length (mm)		
001		1	44x68	400		
002		28	44x135	400		
003		1	44x135	3000		
004		1	44x135	3200		
005		1	44x65	3200		
006		1	44x68	1825		
007		54	44x135	250		
008		27	44x135	250		
009		31	44x135	5980		
010		1	44x135	3202		
011		1	44x135	2978		
012		1	44x31	3202		
013		1	44x31	2978		
014		1	44x68	5980		
015		1	44x135	3202		
016		1	44x135	2978		
017		1	44x135	3000		
019		1	44x135	1825		
020		1	44x135	5980		
WA-1		1				
WB-1		1				
WC-1		1				
CS1	CORNICE SUPPORT-TRAGELEISTE FÜR GESIMSE-KROONLIJST STEUNEN BAR 	4	44x70	200		
PR1	 Purlin-Dakbalk-Dachpfette	2	44x144	3274		
PR3	 Purlin-Dakbalk-Dachpfette	2	44x144	3200		
Kood	Funen44ISO	Materjal	File	Funen44ISO.dwg	Leht	1/3

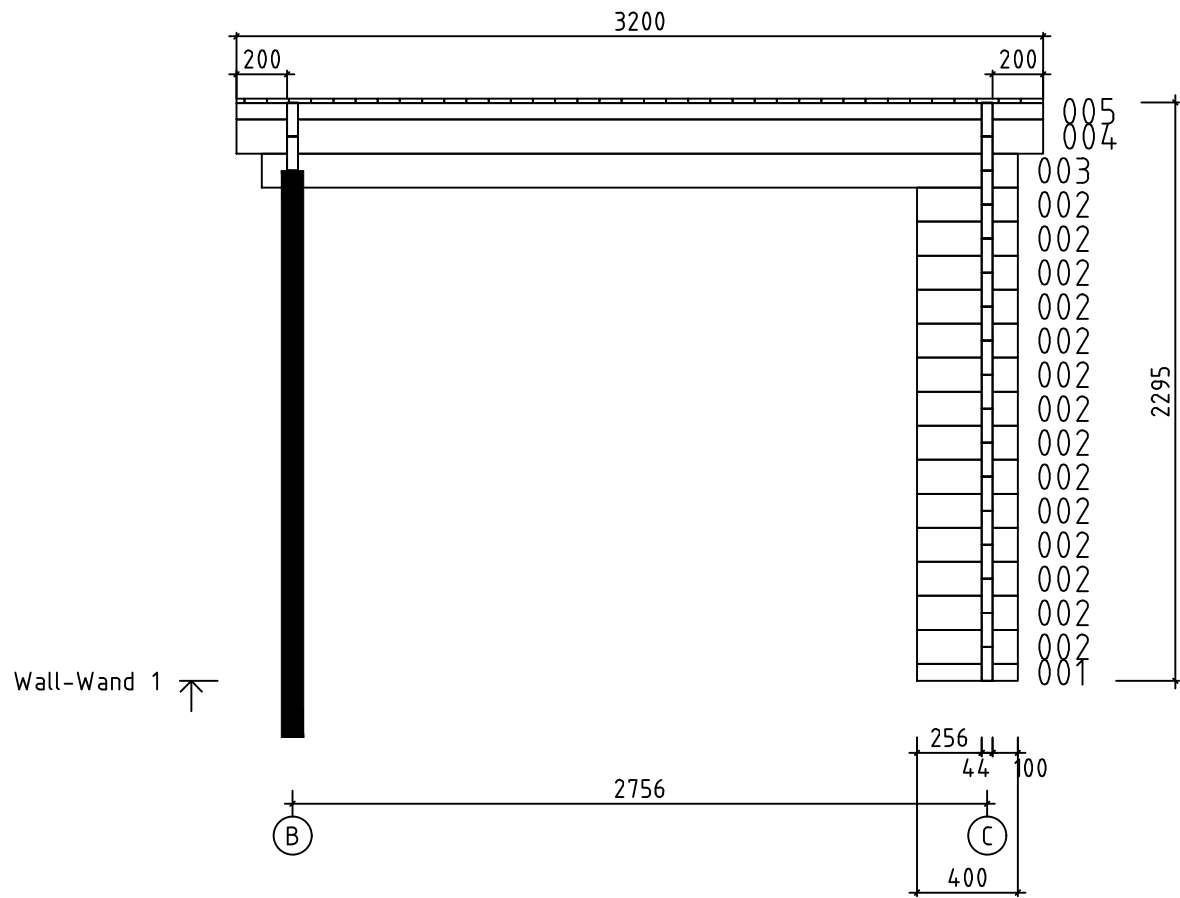
Pos	Specification-Spezifikation-Specificatie	St.	Profile (mm)	Length (mm)		
PR2		2	44x144	3050		
DP-1	Roof board-Dachbrett-Dakplank	12	88x18	4200		
DP-2	Roof board-Dachbrett-Dakplank	60	88x18	3200		
DP-3	Roof board-Dachbrett-Dakplank	37	88x18	2980		
	+POST 85x85	2		2250		
L-1	Cornice-Gesimse-Kroonlijst	1	20x250	1390		
L-2	Cornice-Gesimse-Kroonlijst	1+1	20x250	2050		
L-3	Cornice-Gesimse-Kroonlijst	1	20x250	2986		
L-4	Cornice-Gesimse-Kroonlijst	1	20x250	3000		
L-5	Cornice-Gesimse-Kroonlijst	1	20x250	3210		
L-6	Cornice-Gesimse-Kroonlijst	1	20x250	3216		
L-7	Cornice-Gesimse-Kroonlijst	1	20x250	3220		
L-8	Cornice-Gesimse-Kroonlijst	1	20x250	3240		
	Adjustable foot-Stellfuß+Schrauben 5x40 4stück für Post	2				
PE1	Ceiling Element-Deckenelement-Plafond Element 1	1	931x1316			
	Double Door Set ISO-Doppeltür Satz-Dubbele Deur Set	1				
	Screw-Schraube-Schroef 5x90	8				
	Window Handle Set-Fenstergriff Satz-Raamgreep Set	4				
W08DK 52.5x1 85 ISO L	<p>WINDOW 525x1850 ISO</p>	2				
Kood	Funen44ISO	Materjal	File	Funen44ISO.dwg	Leht	2/3

Pos	Specification-Spezifikation-Specificatie			St.	Profile (mm)	Length (mm)
W08DK 52.5x1 85 ISO R	<p style="text-align: center;">WINDOW 525x1850 ISO</p> 			2		
DD08P 1 41.5x18 7.8 ISO	<p style="text-align: center;">DOOR 1415x1878 ISO</p> 			1		
	CORNER DOOR SET					
1	Top Jamb			1	58x42	1415
2	Threshold			1	58x42	1415
3-4	Vertical Jamb			2	58x42	1781
5-6	Post Set			1+1	42x61	2020
7-8	Cover Slat			2	40x18	1848
9-10	Casting			2	18x95	1500
	Screw-Schraube-Schroef 4x60			16		
	Screw-Schraube-Schroef 5x90			16		
Kood	Funen44ISO	Materjal	File	Funen44ISO.dwg	Leht	3/3

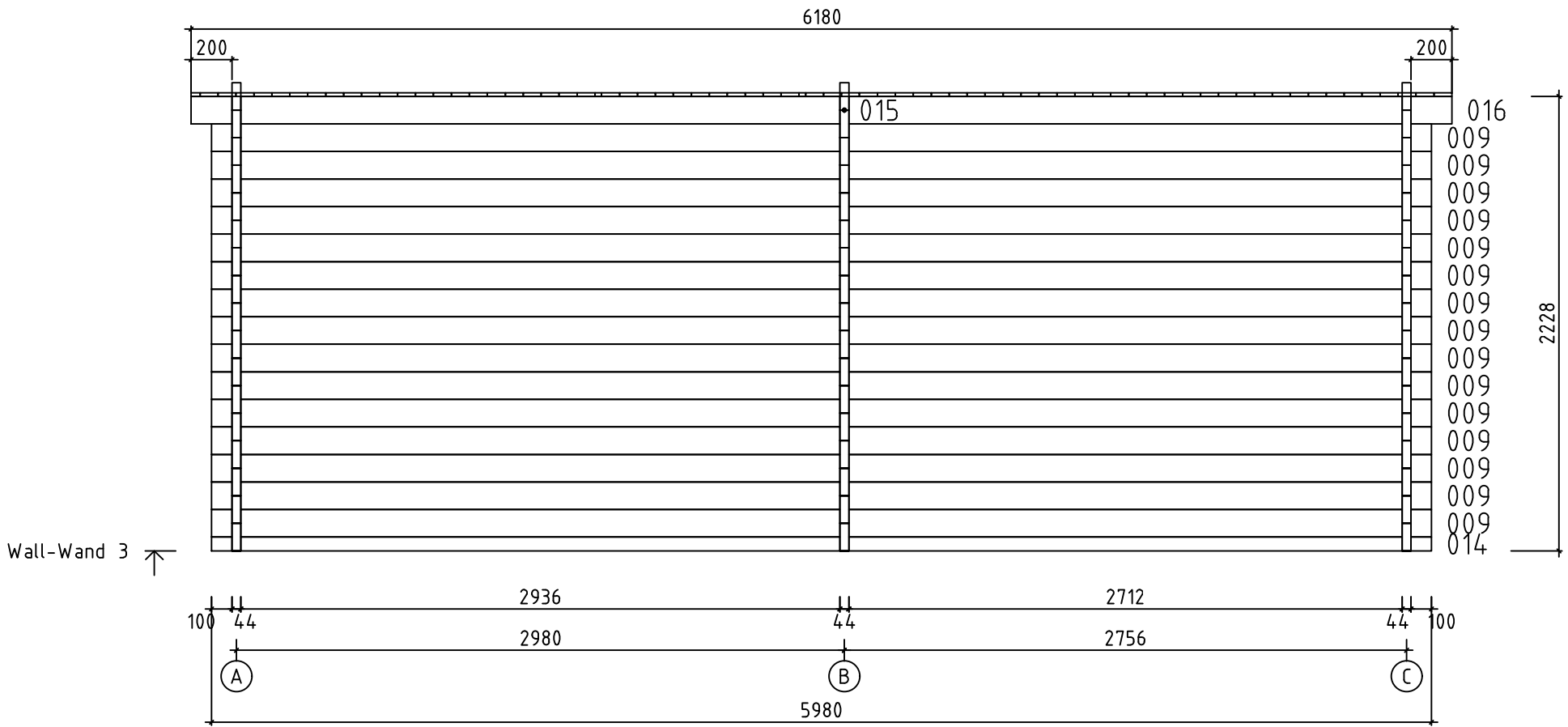
H = 1.500 m
TOTAL: 22.79 m²



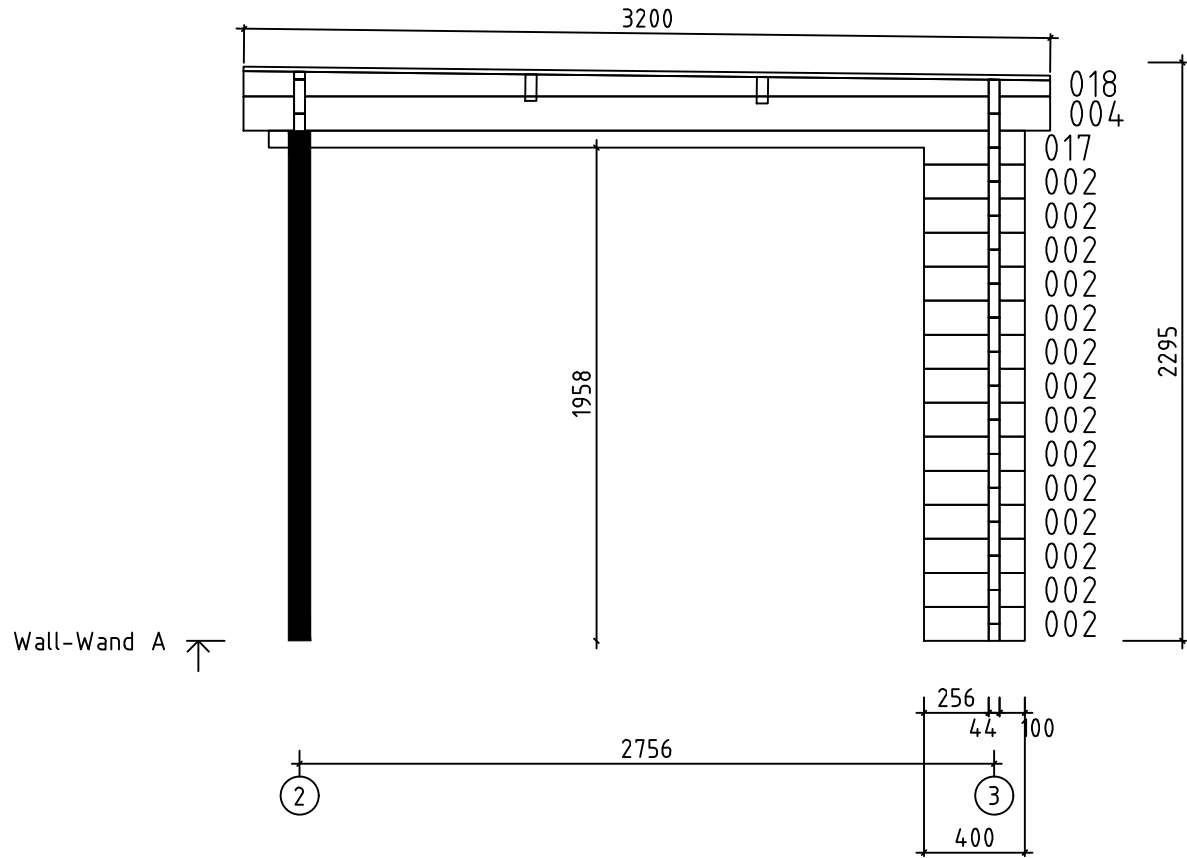
Model	Funen44ISO	Page	ROOF
Client		Scale	1:30
Material	44x135	Date	26.10.2020
Company	File Funen44ISO.dwg		



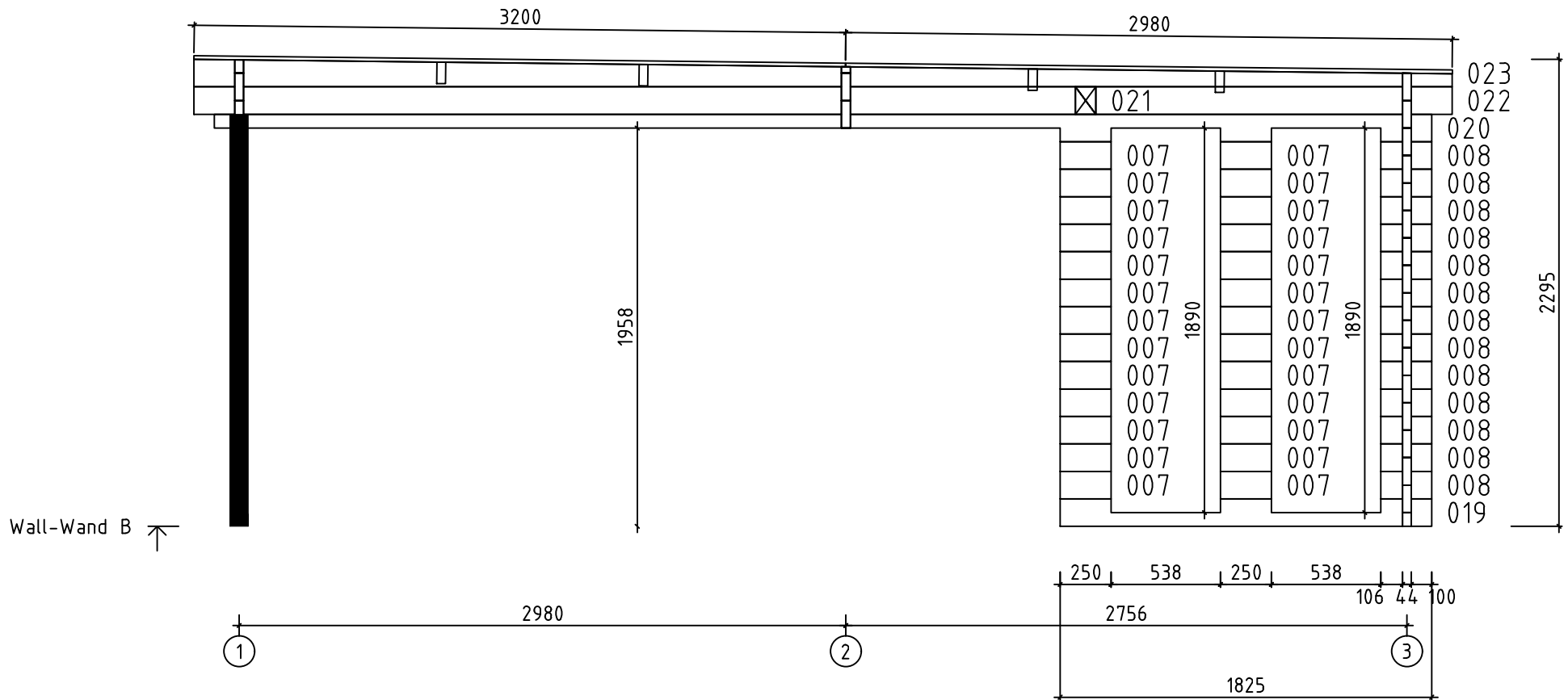
Model	Funen44ISO	Page	6
Client		Scale	1:30
Material	4.4x13.5	Date	26.10.2020
Company		File	Funen44ISO.dwg



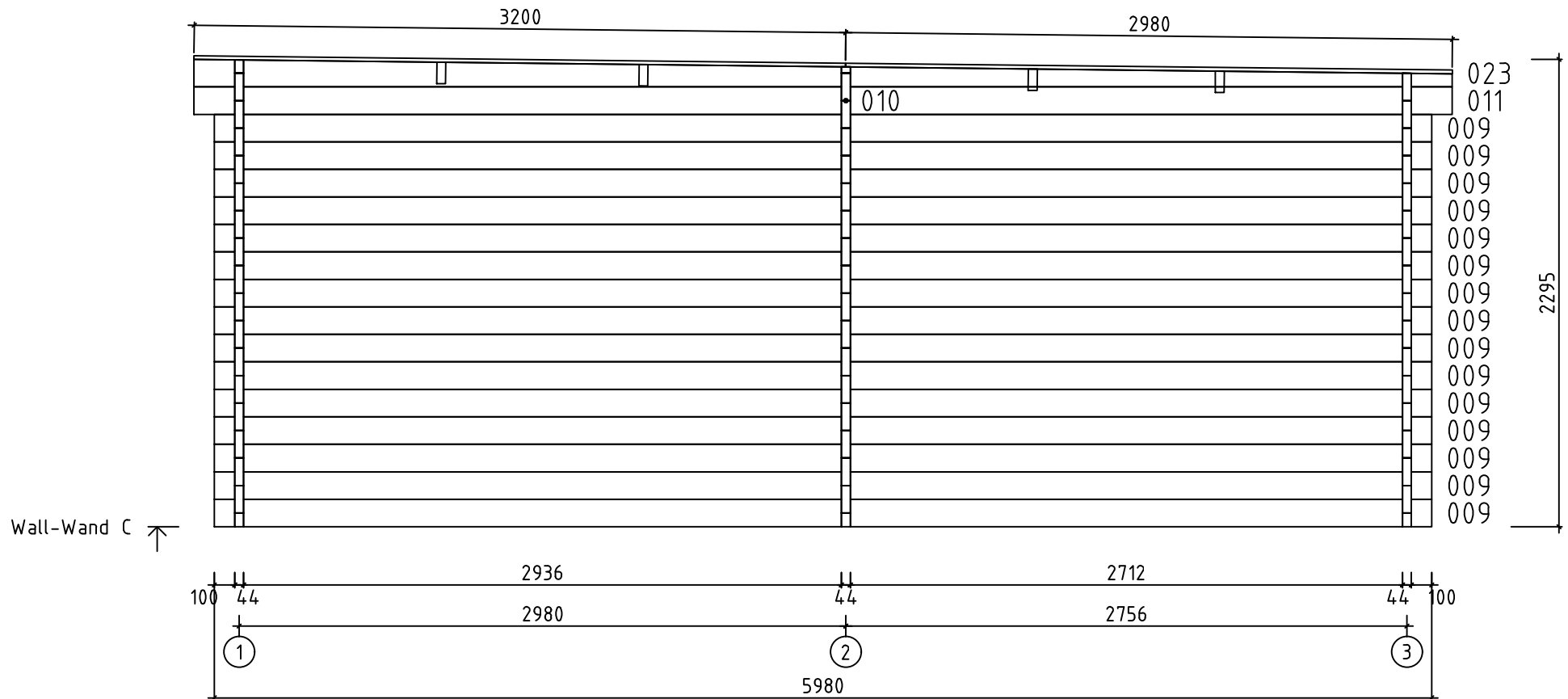
Model	Funen44ISO	Page	8
Client		Scale	1:30
Material	4.4x13.5	Date	26.10.2020
Company		File	Funen44ISO.dwg



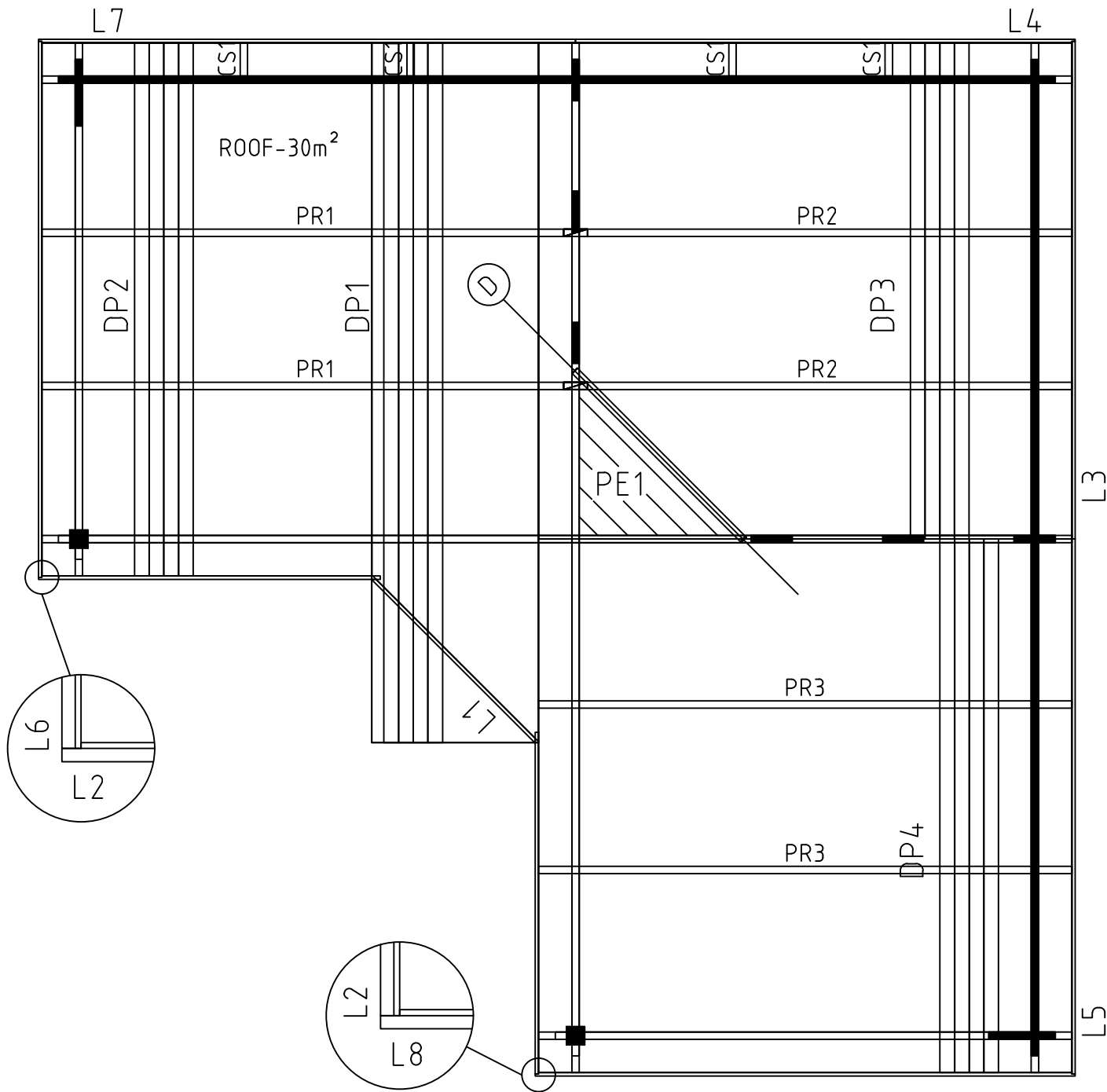
Model	Funen44ISO	Page	2
Client		Scale	1:30
Material	4.4x13.5	Date	26.10.2020
Company		File	Funen44ISO.dwg





Model	Funen44ISO	Page	3
Client		Scale	1:30
Material	4.4x13.5	Date	26.10.2020
Company		File	Funen44ISO.dwg



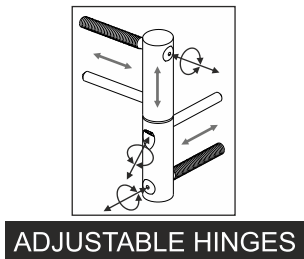
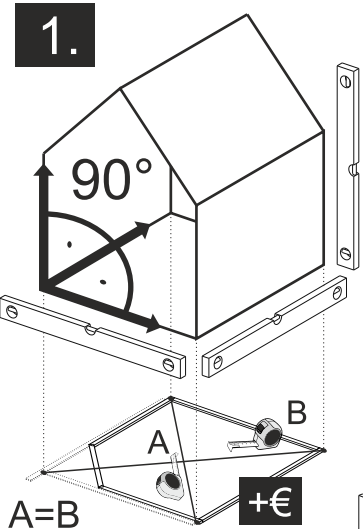
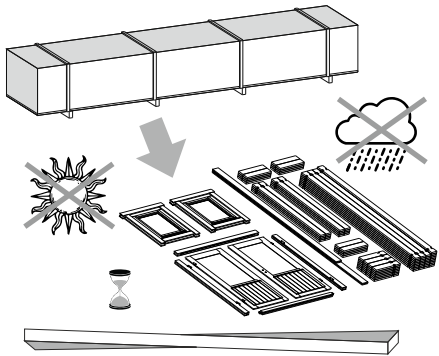
Model	Funen44ISO	Page	4
Client		Scale	1:30
Material	4.4x13.5	Date	26.10.2020
Company		File	Funen44ISO.dwg



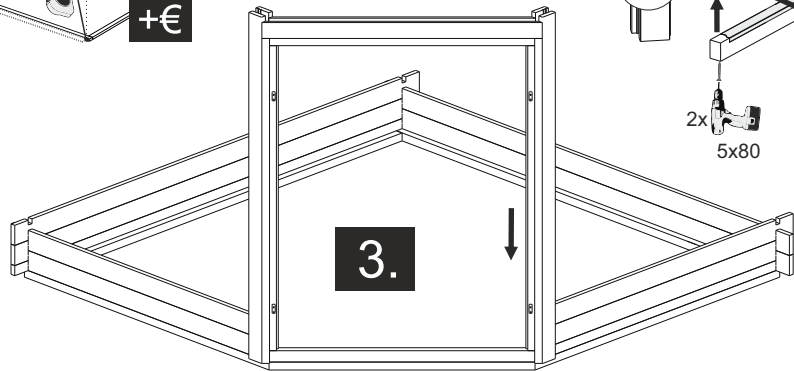
Model	Funen44ISO	Page	ROOF
Client		Scale	1:30
Material	44x135	Date	26.10.2020
Company	File Funen44ISO.dwg		



The guide is illustrative. This guide is not project specification.
 Der Leitfaden ist illustrativ. Dieser Leitfaden ist keine Projektspezifikation.
 De gids is illustratief. Deze gids is geen projectspecificatie.

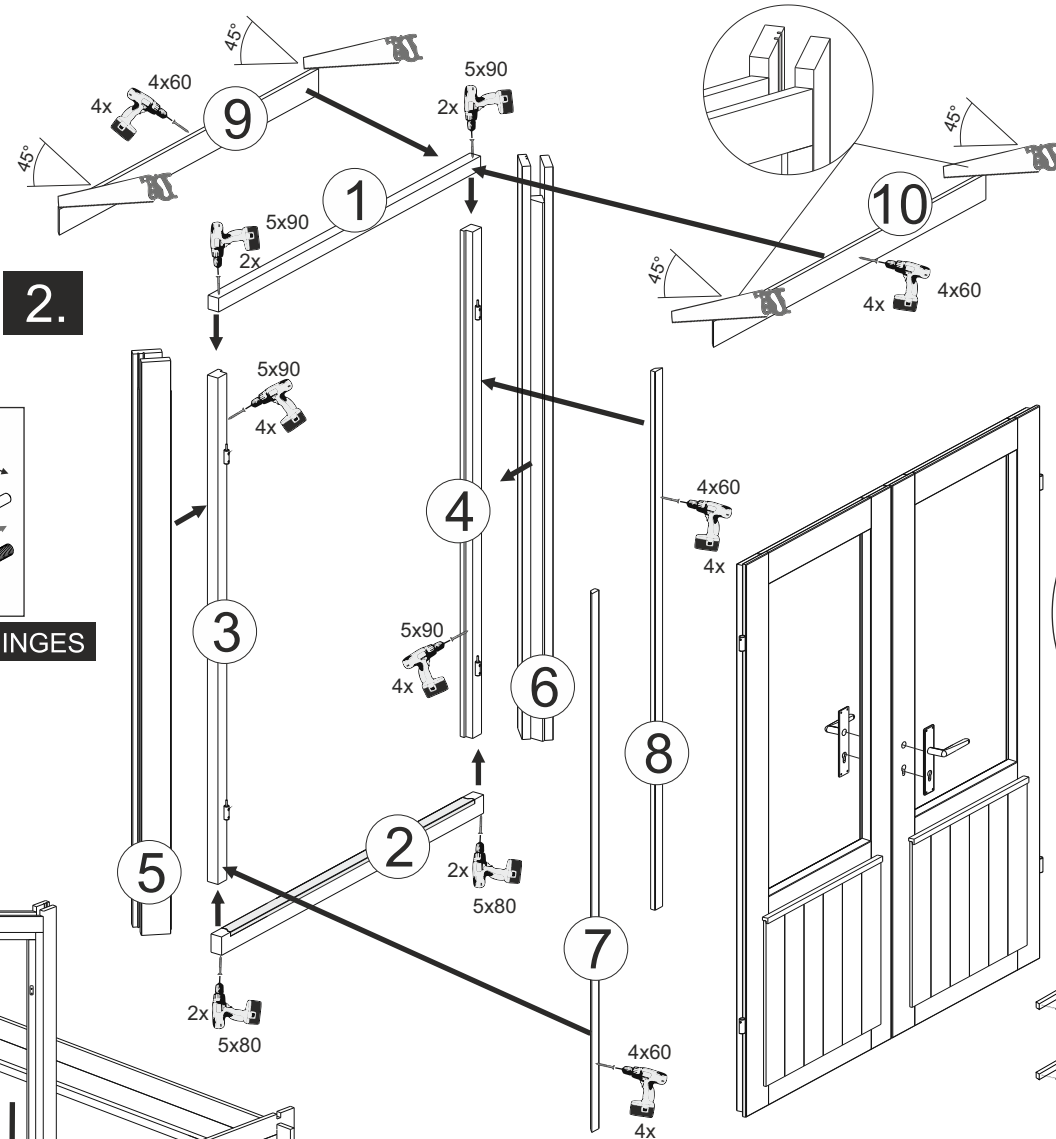


ADJUSTABLE HINGES

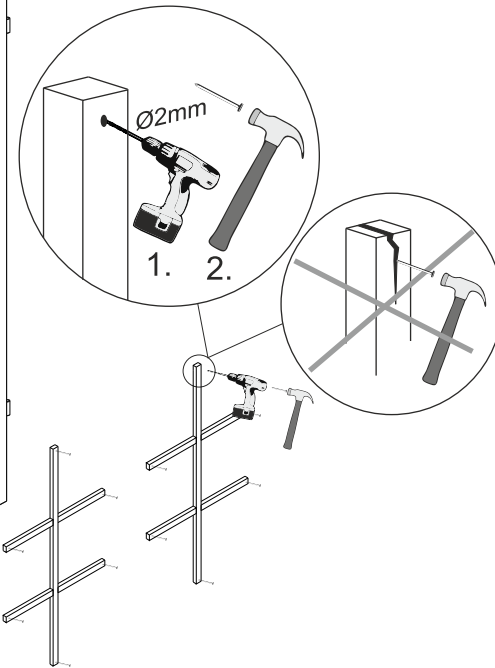
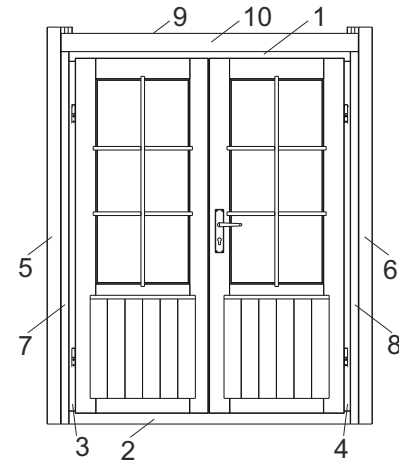


3.

2.

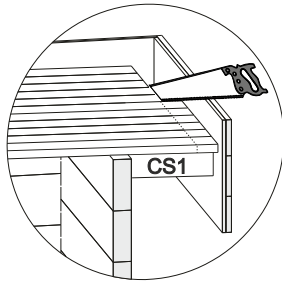
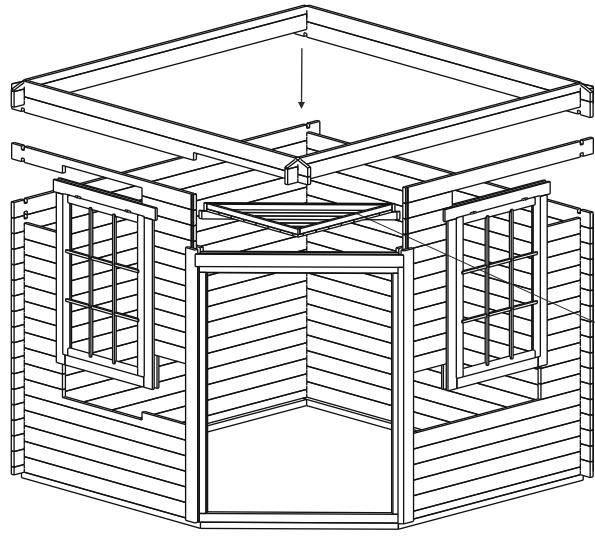


DOOR INSTALL

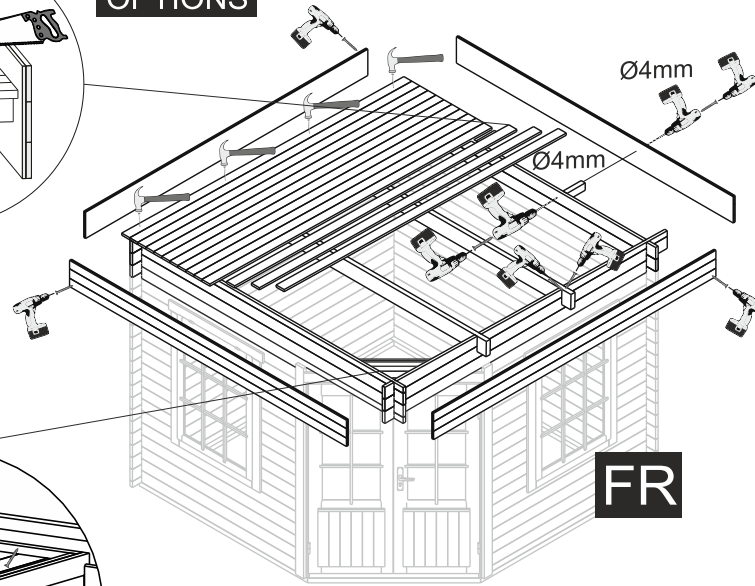


1. 2.

4.

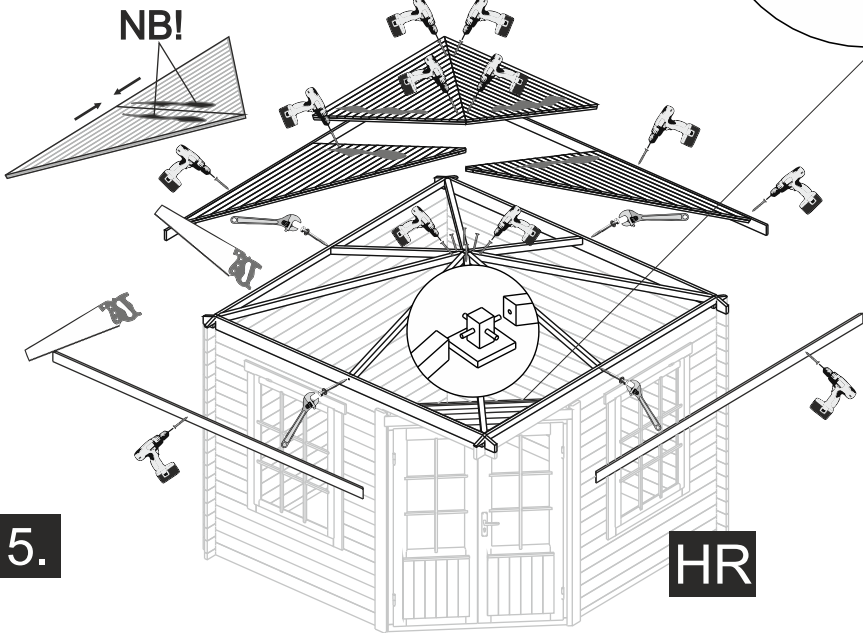

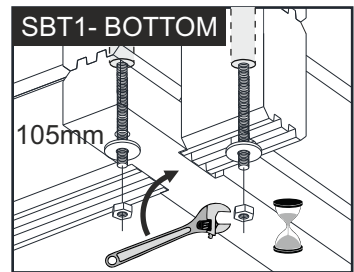
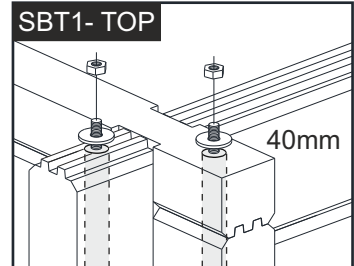
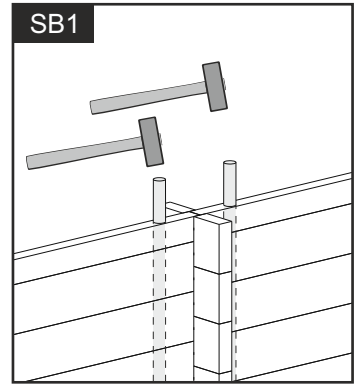


OPTIONS

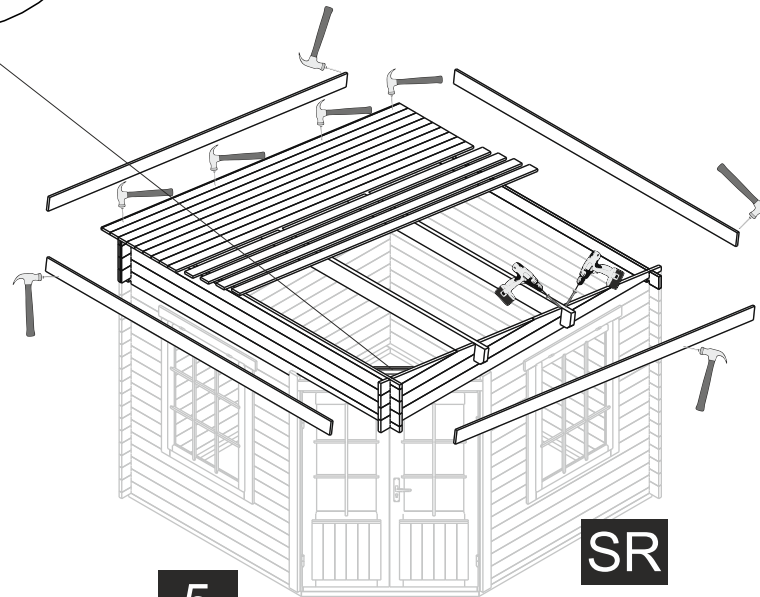


5.

OPTIONS




5.

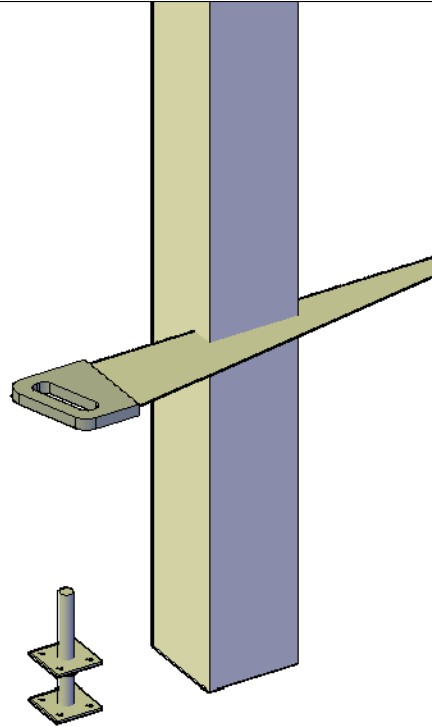


5.


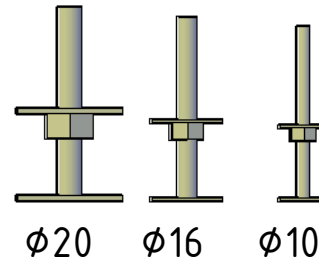
Cutting support post / Schneiden der Stützpfeiler



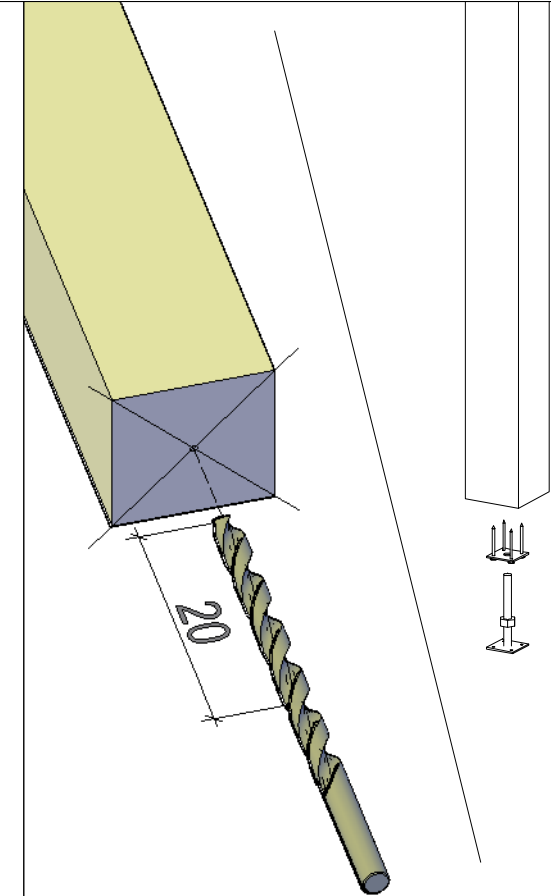
- * Adjustment space for post support should be at least 50mm.
- * Einstellraum für die Pfostenstütze muss mindestens 50mm sein.



- * Support post has extra length for various conditions. Must be sawn to suitable length on spot considering local conditions.
- * Stützpfeiler hat extra Länge für verschiedene Bedingungen. Muss vor Ort unter Berücksichtigung der örtlichen Gegebenheiten zu einer geeigneten Länge gesägt werden.



- * In some cases you need to drill a new hole for a post support. Find a matching drill bit.
- * In einigen Fällen müssen Sie ein neues Loch für die Pfostenstütze bohren. Finden Sie hier den passenden Bohrer.



- * Mark the center of the post and drill a new 20cm deep hole. Continue building.
- * Markieren Sie die Mitte des Pfeilers und bohren Sie ein neues 20cm tiefes Loch. Danach mit Aufbau weiter machen.