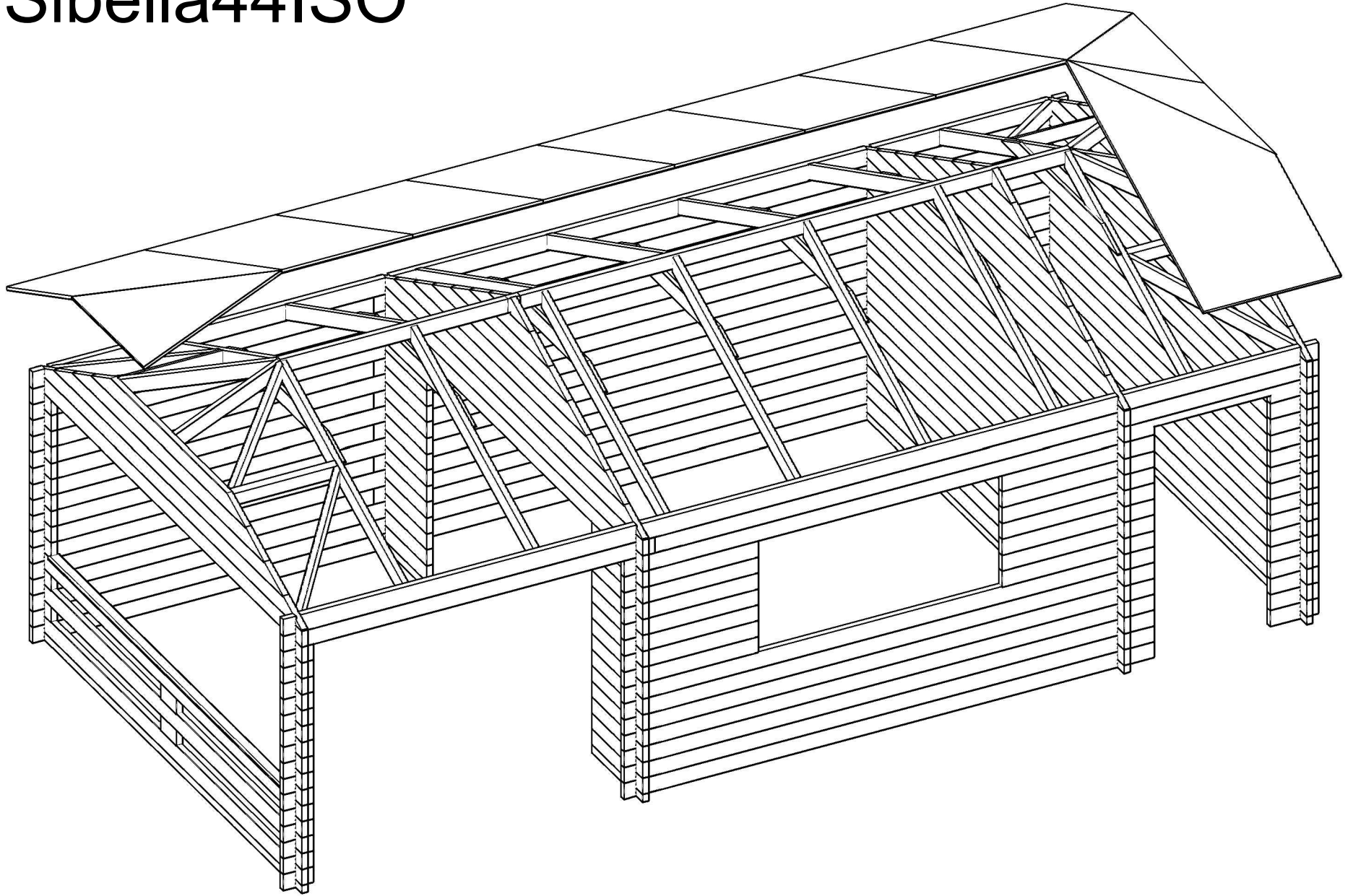
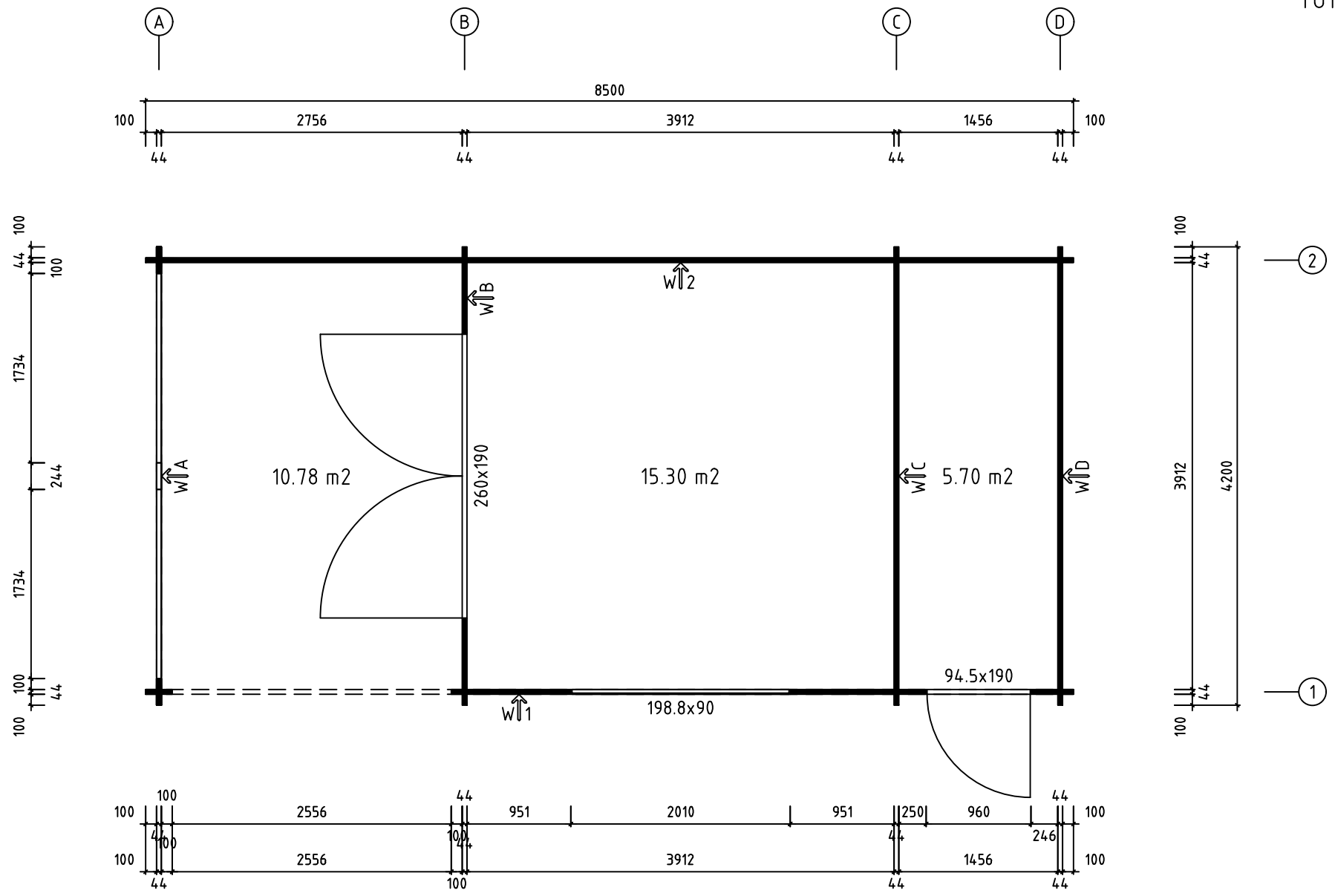


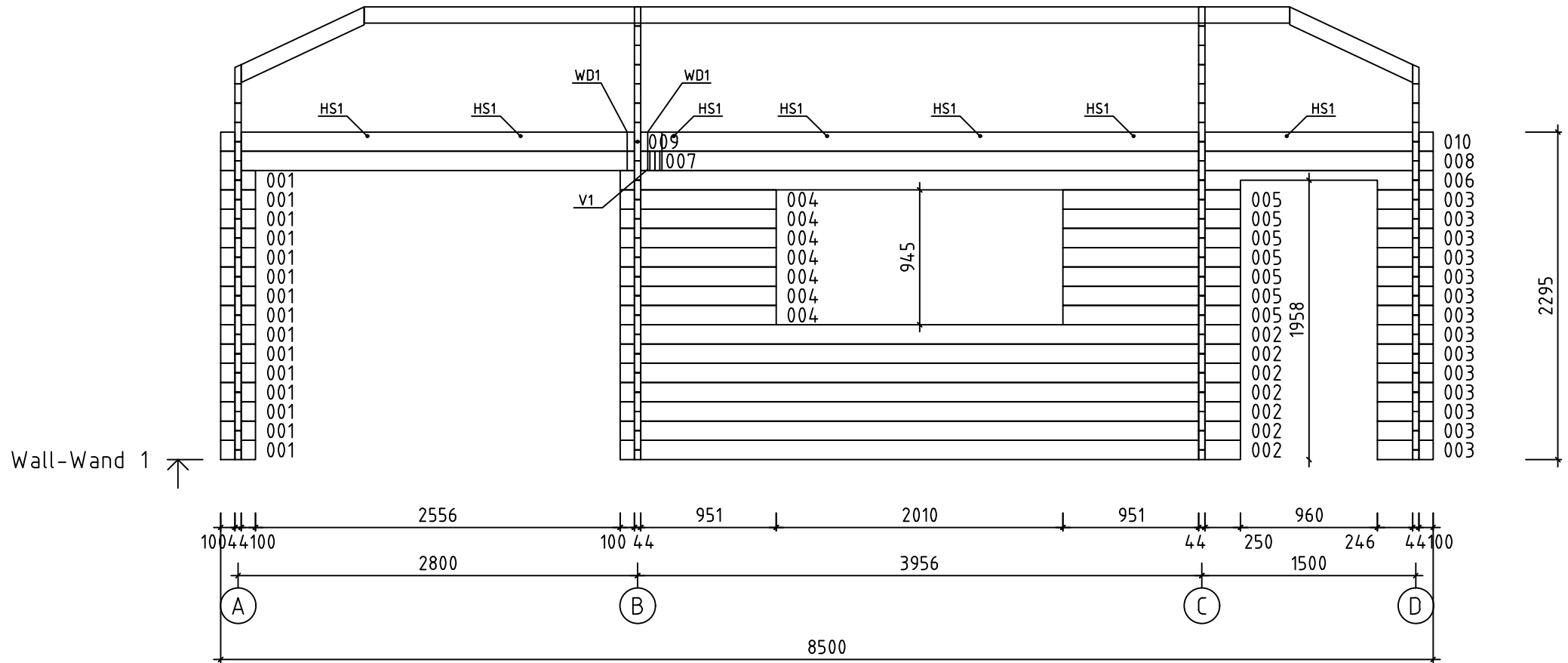
Sibella44ISO



TOTAL: 31.78 m2

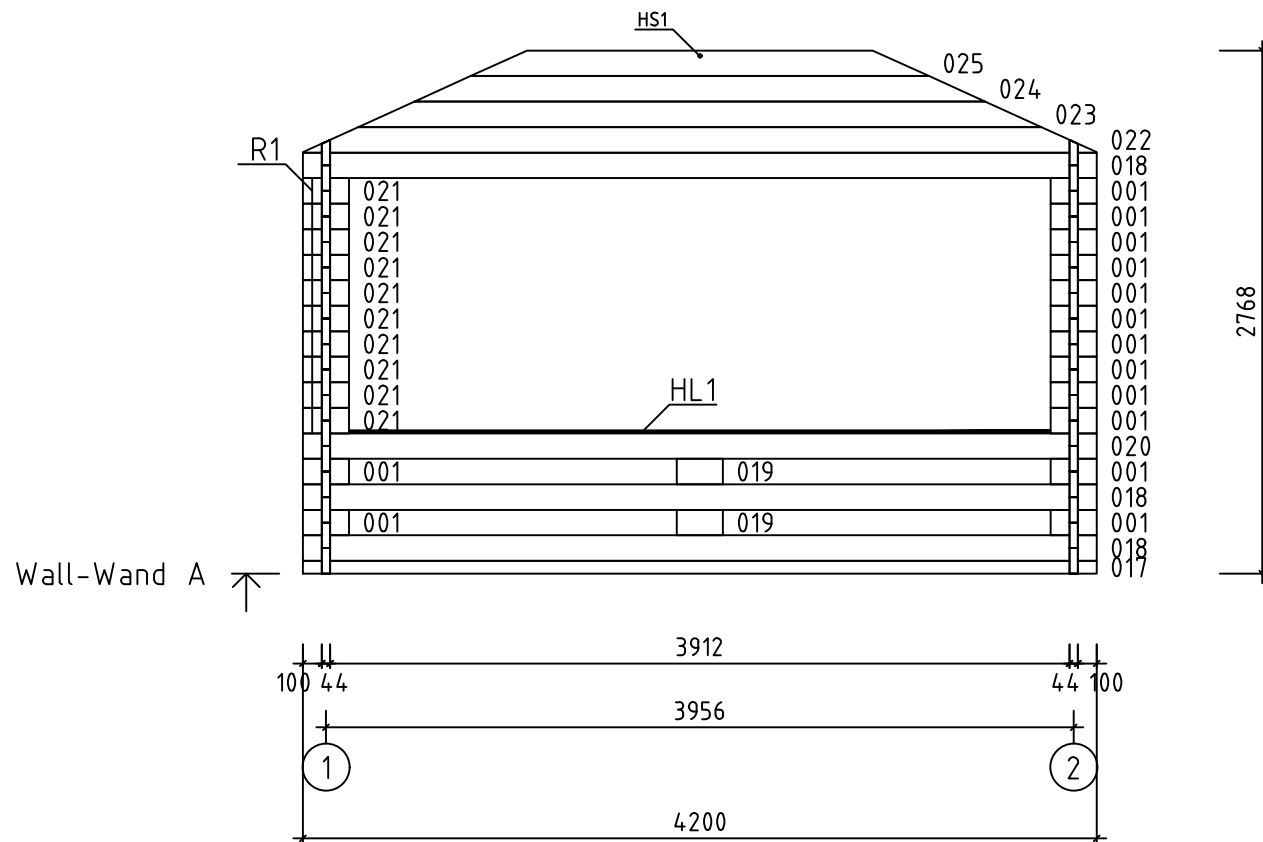


Model	Sibella44ISO	Page	PLAN
Client		Scale	1:40
Material	44x135	Date	19.04.2018
Company		File	Sibella44ISO.dwg


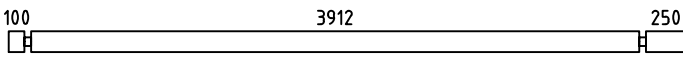

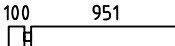
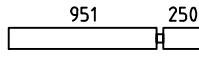

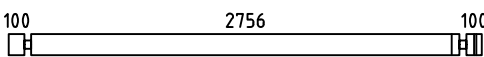

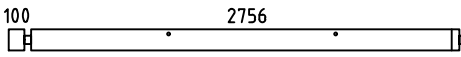

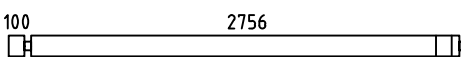

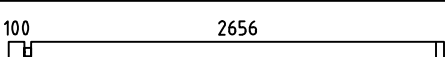

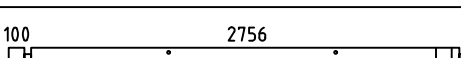

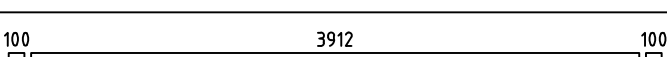
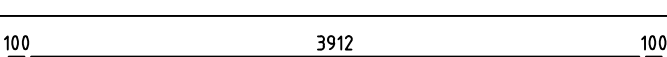

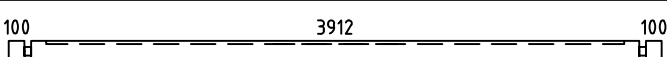

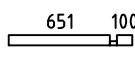
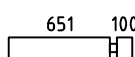
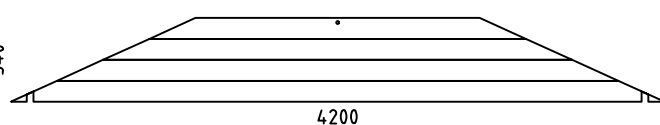


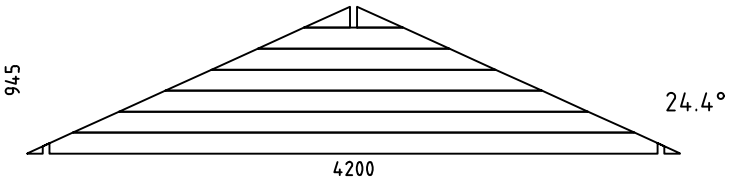
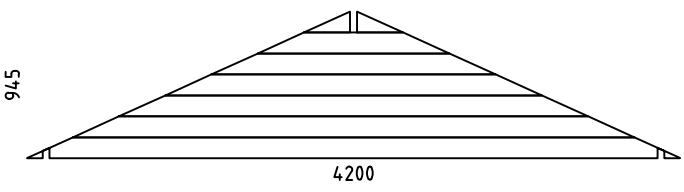
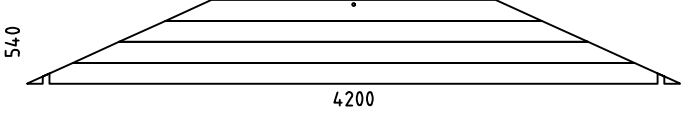
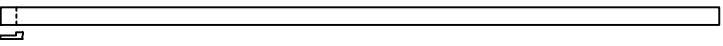









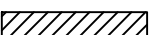






Wall-Wand 1 ↗



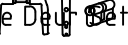





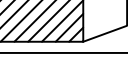



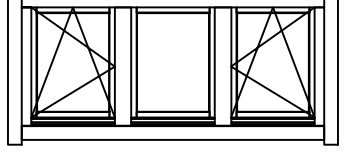
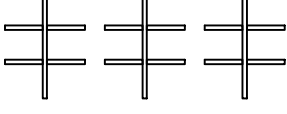
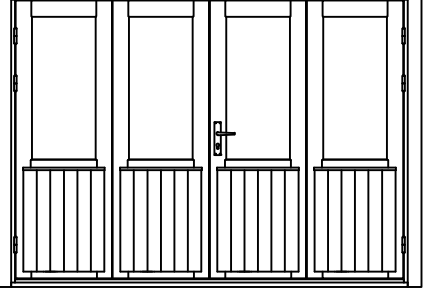
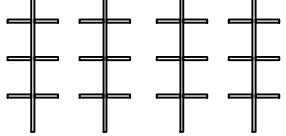
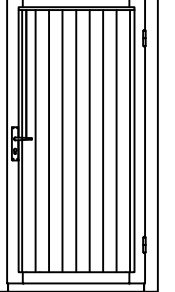
Model	Sibella44ISO	Page	6
Client		Scale	1:40
Material	4.4x13.5	Date	19.04.2018
Company		File	Sibella44ISO.dwg

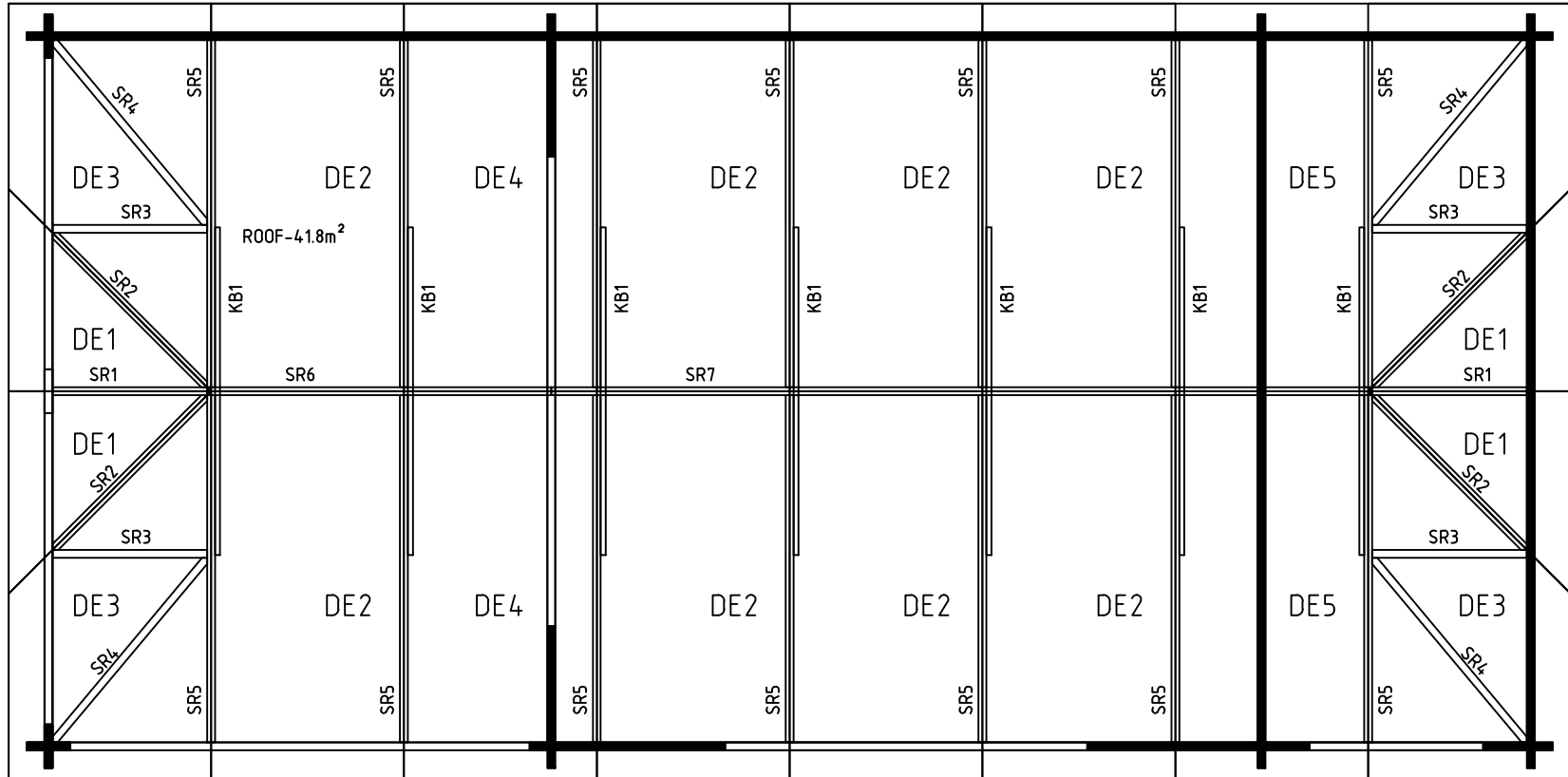


Model	Sibella44ISO	Page	2
Client		Scale	1:40
Material	4.4x13.5	Date	19.04.2018
Company		File	Sibella44ISO.dwg

Pos	Specification-Spezifikation-Specificatie	St.	Profile (mm)	Length (mm)
001	10000 	29	44x135	244
002	100 3912 250 	7	44x135	4350
003	246 100 	14	44x135	390
004	100 951 	7	44x135	1095
005	951 250 	7	44x135	1245
006	100 3912 1456 100 	1	44x135	5700
007	100 2756 100 	1	44x135	3044
008	3812 1456 100 	1	44x135	5456
009	100 2756 	1	44x135	2922
010	3912 1456 100 	1	44x135	5578
011	100 2756 	8	44x135	2922
012	3912 1456 100 	8	44x135	5578
013	100 2656 	8	44x135	2800
014	100 3912 1456 100 	8	44x135	5700
015	100 2756 	1	44x135	2922
016	3912 1456 100 	1	44x135	5578
017	100 3912 100 	3	44x68	4200
018	100 3912 100 	37	44x135	4200
019		2	44x135	244
020	100 3912 100 	1	44x135	4200
021	10000 	10	44x135	244
026	651 100 	2	44x68	795
027	651 100 	28	44x135	795
WA-1	540  4200	1		

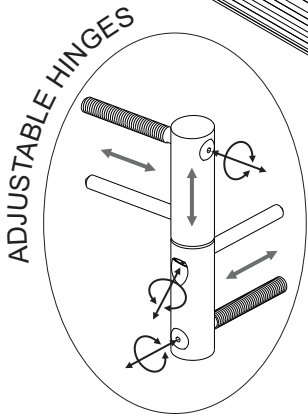
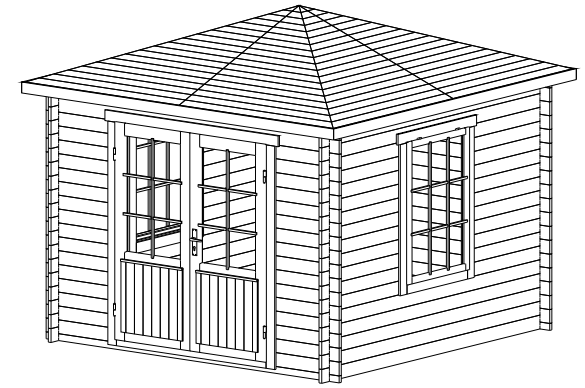
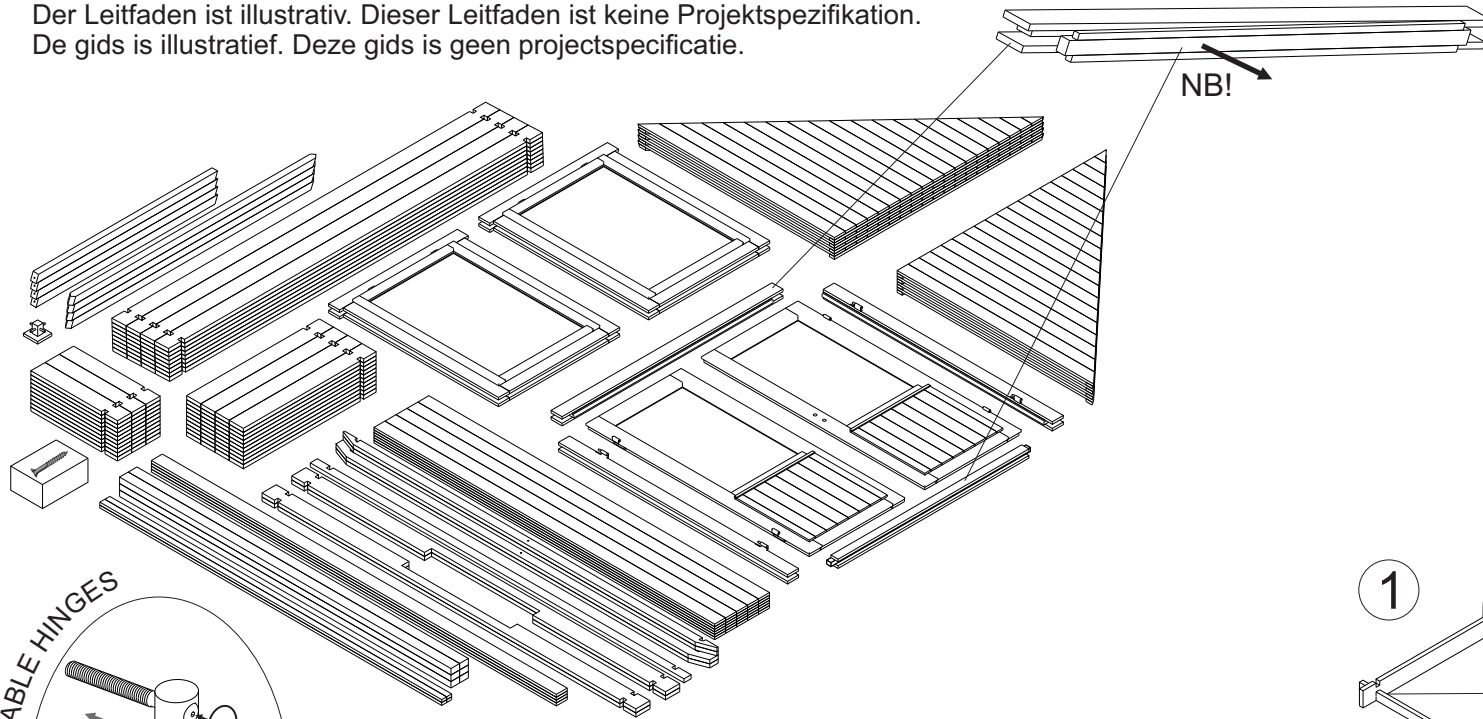
Pos	Specification-Spezifikation-Specificatie	St.	Profile (mm)	Length (mm)
WB-1		1		
WC-1		1		
WD-1		1		
SR7	RAFTER-DACHSPARREN-DAKSPAR 	1	44x114	4623
SR5	RAFTER-DACHSPARREN-DAKSPAR 	14	44x114	2175
SR6	RAFTER-DACHSPARREN-DAKSPAR 	1	44x114	1967
SR4	RAFTER-DACHSPARREN-DAKSPAR 	4	44x114	1450
SR2	RAFTER-DACHSPARREN-DAKSPAR 	4	44x114	1325
SR1	RAFTER-DACHSPARREN-DAKSPAR 	2	44x114	1005
SR3	RAFTER-DACHSPARREN-DAKSPAR 	4	44x114	861
KB1	COLLAR BEAM-KEHLBALKEN-TREKPLAAT 	7	28x120	1825
	Eave Board-Traubret-Dakranden board 	4	18x70	1250
	Eave Board-Traubret-Dakranden board 	2	18x70	2500
	Eave Board-Traubret-Dakranden board 	4	18x70	4400
H1	Handlauf 	1		3712
R1	Pipe-Rohr-Buizen 	1		1250
DE2	Roof Panel 2-Dach Elemente 2-Dakpanelen 2 	8	2400x1074	
DE4	Roof Panel 2-Dach Elemente 2-Dakpanelen 2 S 	1+1	2400x1074	
DE3	Roof Panel 3-Dach Elemente 3-Dakpanelen 3 	2+2	2400x1125	
DE5	Roof Panel S-Dach Elemente S-Dakpanelen S 	1+1	2400x1074	
Code	Material	File	Sibella44ISO.dwg	
		Page	2/2	

Pos	Specification-Spezifikation-Specificatie	St.	Profile (mm)	Length (mm)
DE1	Roof Panel-Dach Elemente-Dakpanelen 	2+2	1240x1160	
	Door Set-Tür Satz-Deur Set 	1		
	Double Door Set ISO-Doppeltür Satz-Dubbele Deur Set  3x25 x2 5x70 x4 5x90 x4	1		
	Nail-Nagel-Spijker 1.2x20 	55	1.2x20	
HS1	Rafter Dowel-Dachsparren Dübel-Houten Plug 	16		
	Screw-Schraube-Schroef 4x60 	85		
	Screw-Schraube-Schroef 5x80 	200		
	Screw-Schraube-Schroef 6x120 	16		
V1	Spline-Feder-Veer 	1		
WD1	Wall Dowel-Wanddübel-Muurplug 	65		
	Window Handle Set-Fenstergriff Satz-Raamgreep Set  3x25	2		
	Wood Bolt set-Holzschraubensatz-Hout Bout 8x80 	16		
BDW6DK 198.8 X90 ISO	WINDOW 1988x900 ISO  Window Glazing Bar Fenstersprossen Raamroeden 	1		
4DD8L 260X 190 ISO	DOOR 2600x1900 ISO  Door Glazing Bar Türsprossen Deurroeden 	1		
SDL 94.5 X190 R	DOOR 945x1900 	1		
Code	Material	File	Sibella44ISO.dwg	Page 3/3

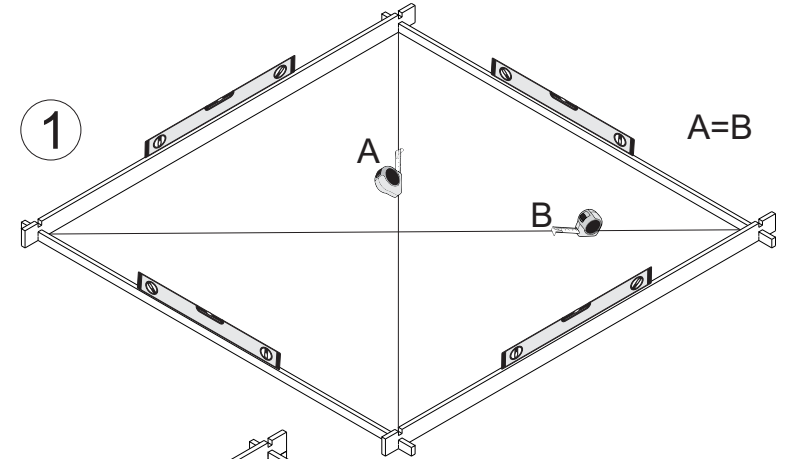


Model	Sibella44ISO	Page	ROOF
Client		Scale	1:40
Material	44x135	Date	19.04.2018
Company		File	Sibella44ISO.dwg

The guide is illustrative. This guide is not project specification.
 Der Leitfaden ist illustrativ. Dieser Leitfaden ist keine Projektspezifikation.
 De gids is illustratief. Deze gids is geen projectspecificatie.



ADJUSTABLE HINGES



1

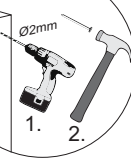
TYPE-A
5x90

TYPE-B
4x60

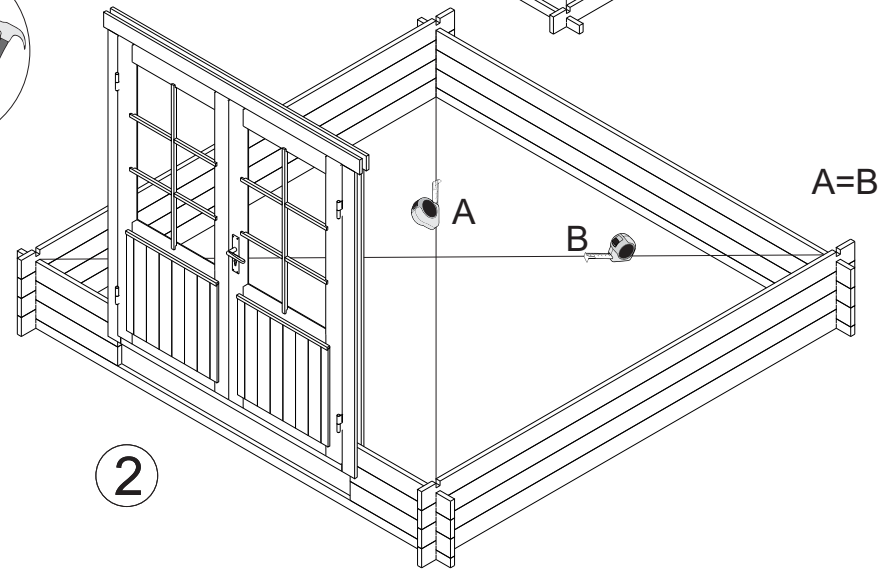
TYPE-B
4x60

OPTIONS!

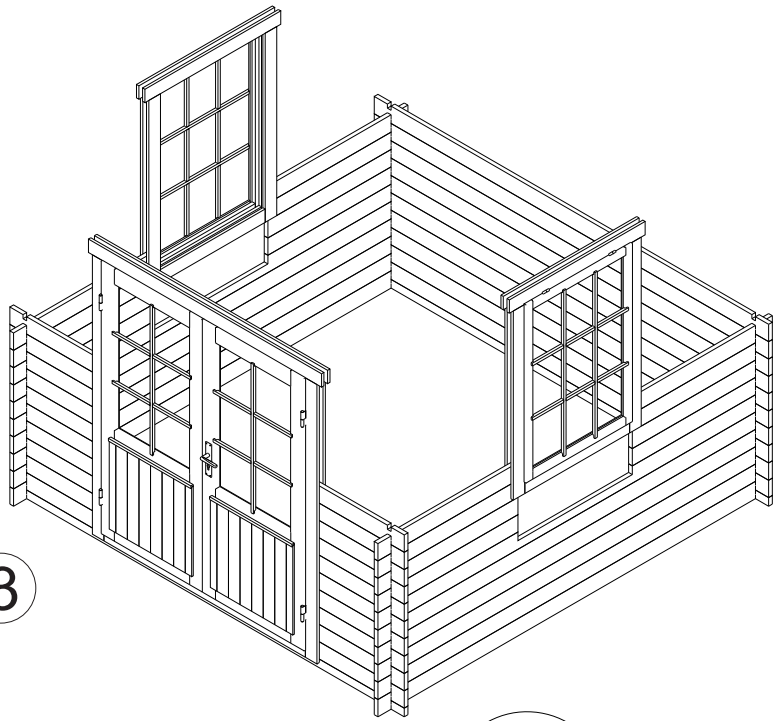
TYPE-A
5x70



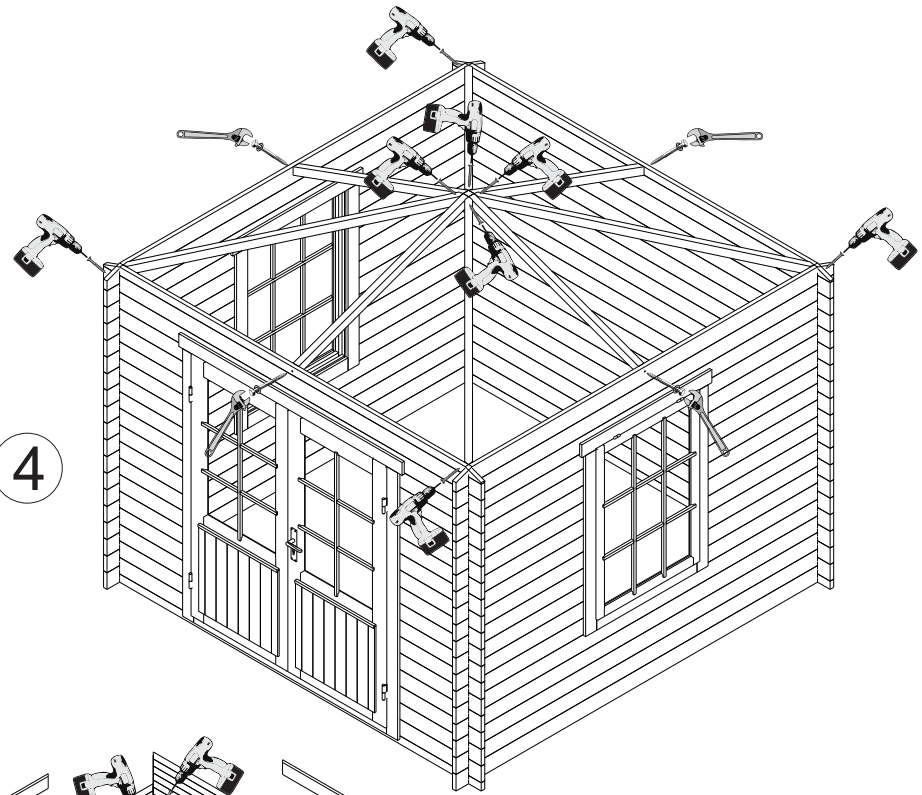
1. 2.



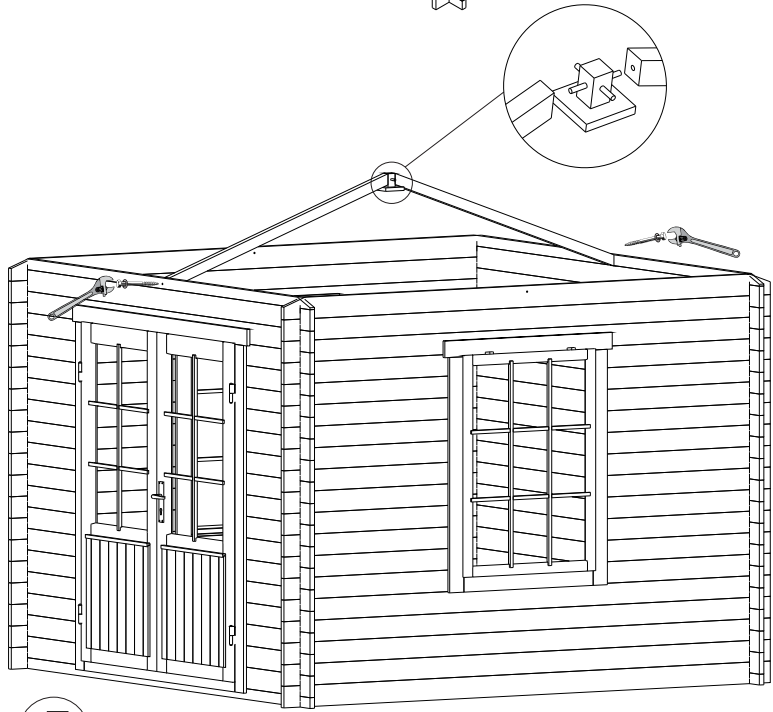
2



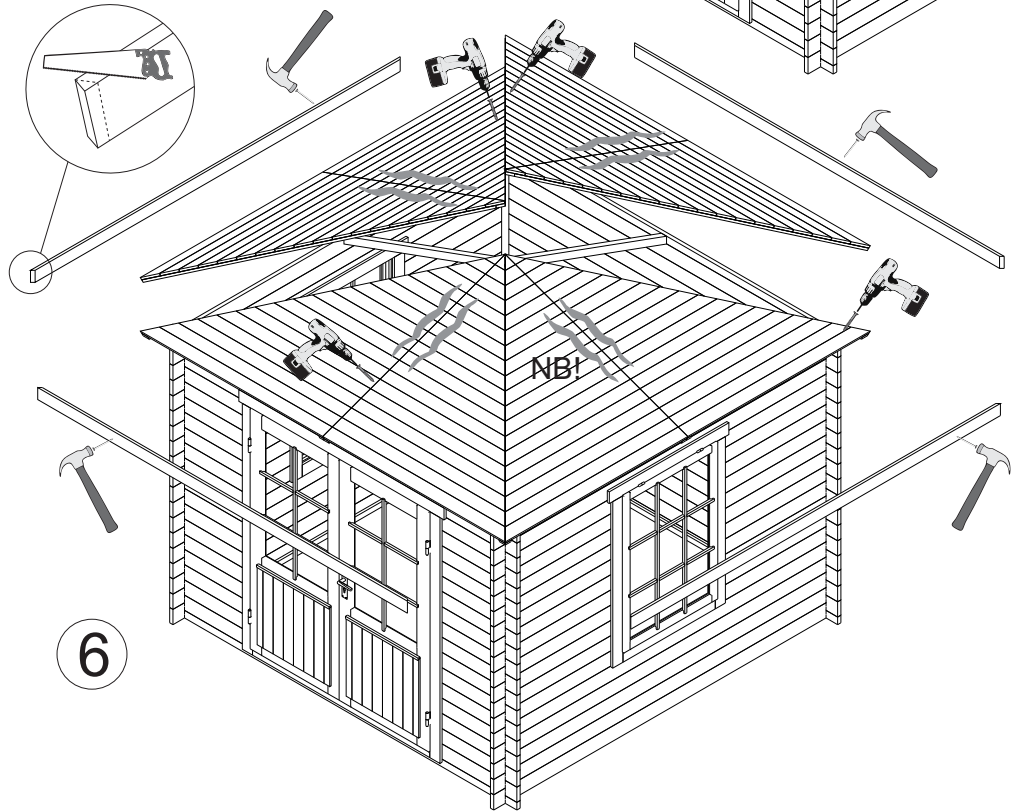
4



3



5



6

